

KINTEK®

COMPONENTI INNOVATIVI TECNOMECCANICI

-  **TOOLHOLDERS FOR CNC LATHES (BMT, BOLT-ON, VDI DIN69880)**
-  **PORTAUTENSILI PER TORNII CNC (BMT, BOLT-ON, VDI DIN69880)**
-  **CNC-DREHEMASCHINEN (BMT, BOLT-ON, VDI DIN69880)**
-  **PORTE-OUTILS POUR TOURS CNC (BMT, BOLT-ON, VDI DIN69880)**
-  **РЕЗЦЕДЕРЖАТЕЛИ ДЛЯ ТОКАРНЫХ СТАНКОВ С ЧПУ (BMT, BOLT-ON, VDI DIN69880)**
-  **数控车床刀柄 (BMT, BOLT-ON, VDI DIN69880)**

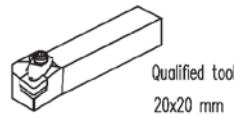
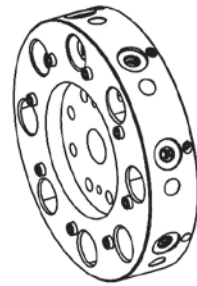
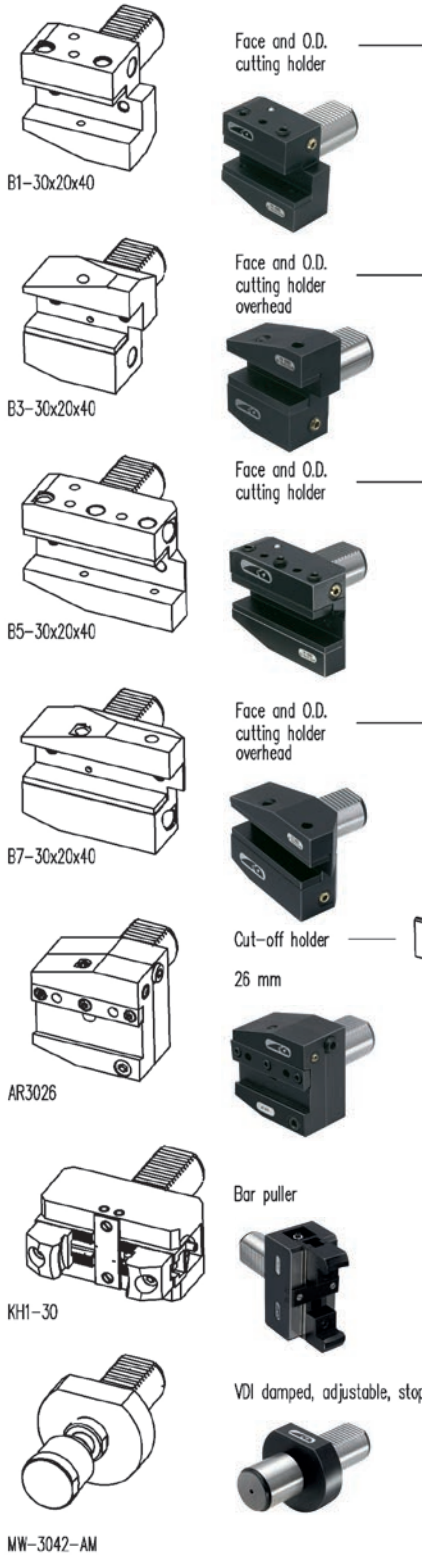
DMG MORI

TOOLHOLDERS FOR CNC MACHINES

DMG MORI (VDI30)

CTX 210/310/410 V3/V1
 CTX 320/420 V3
 CTX Alpha 300/500 V3
 CTX Beta 500/800/1250 V3 (option)
 CTV 160

AXIAL TURRET



ACCESSORIES



Boring bar sleeve $\varnothing 25$ mm

- 115-62574 ($\varnothing 8$ mm)
- 115-62575 ($\varnothing 10$ mm)
- 115-62576 ($\varnothing 12$ mm)
- 115-62577 ($\varnothing 16$ mm)
- 115-62578 ($\varnothing 20$ mm)

Boring bar sleeve $\varnothing 32$ mm

- 165-63223 ($\varnothing 8$ mm)
- 165-63224 ($\varnothing 10$ mm)
- 165-63225 ($\varnothing 12$ mm)
- 165-63226 ($\varnothing 16$ mm)
- 165-63227 ($\varnothing 20$ mm)
- 165-63228 ($\varnothing 25$ mm)

Boring bar sleeve $\varnothing 40$ mm

- 165-64075 ($\varnothing 8$ mm)
- 165-64076 ($\varnothing 10$ mm)
- 165-64077 ($\varnothing 12$ mm)
- 165-64078 ($\varnothing 16$ mm)
- 165-64079 ($\varnothing 20$ mm)
- 165-64080 ($\varnothing 25$ mm)
- 165-64081 ($\varnothing 32$ mm)

Toolholder for insert drill

- E1-30x08WN ($\varnothing 8$ mm)
- E1-30x10WN ($\varnothing 10$ mm)
- E1-30x12WN ($\varnothing 12$ mm)
- E1-30x16 ($\varnothing 16$ mm)
- E1-30x20 ($\varnothing 20$ mm)
- E1-30x25 ($\varnothing 25$ mm)
- E1-30x32 ($\varnothing 32$ mm)
- E1-30x40 ($\varnothing 40$ mm)

Toolholder for boring bar

- E2-30x6 ($\varnothing 6$ mm)
- E2-30x8 ($\varnothing 8$ mm)
- E2-30x10 ($\varnothing 10$ mm)
- E2-30x12 ($\varnothing 12$ mm)
- E2-30x16 ($\varnothing 16$ mm)
- E2-30x20 ($\varnothing 20$ mm)
- E2-30x25 ($\varnothing 25$ mm)
- E2-30x32 ($\varnothing 32$ mm)
- E2-30x40 ($\varnothing 40$ mm)

Double holder for boring bar

E7-30x25 ($\varnothing 25$ mm)

Toolholder with cylindrical shank

137-00041 ($\varnothing 40$ mm/HSK50A+C)

Collet chuck

- E4-30x16 (ER16)
- E4-30x20 (ER20)
- E4-30x25 (ER25)
- E4-30x32 (ER32)
- E4-30x40 (ER40)

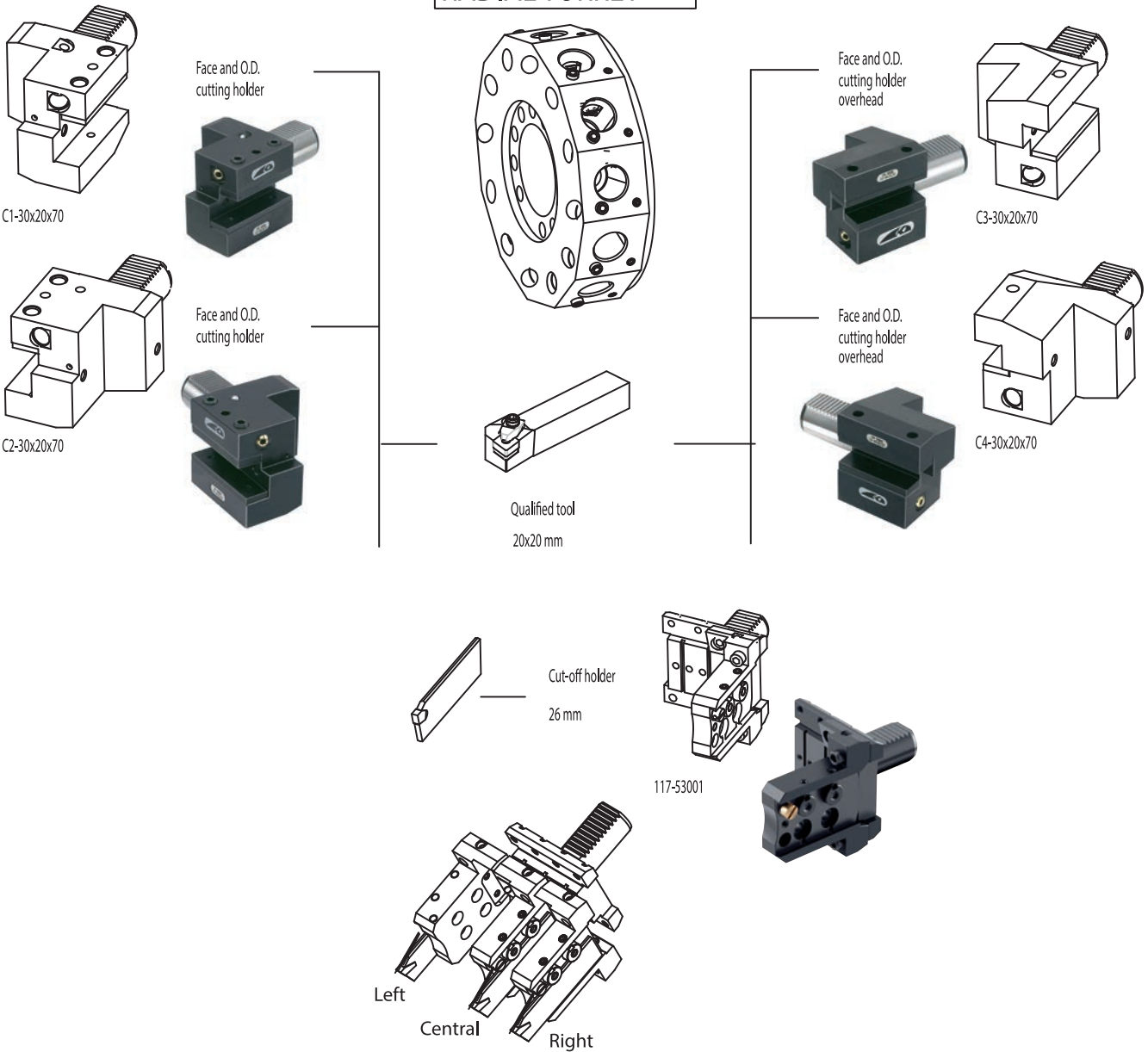
Drilling chuck

- KS2-30-13 ($\varnothing 1$ - $\varnothing 13$ mm)
- KS2-30-16 ($\varnothing 3$ - $\varnothing 16$ mm)

DMG MORI
(VDI30)

CTX 310/410 V4/V6 - CTX 320 V4/V6
 CTX 420 V4/V6 (option) - CTX Alpha 300 V4
 CTX Alpha 500 V 4/V6
 CTX Beta 500/800/1250 V4/V6 (option)
 TWIN 42/65/102
 SPRINT 65/50

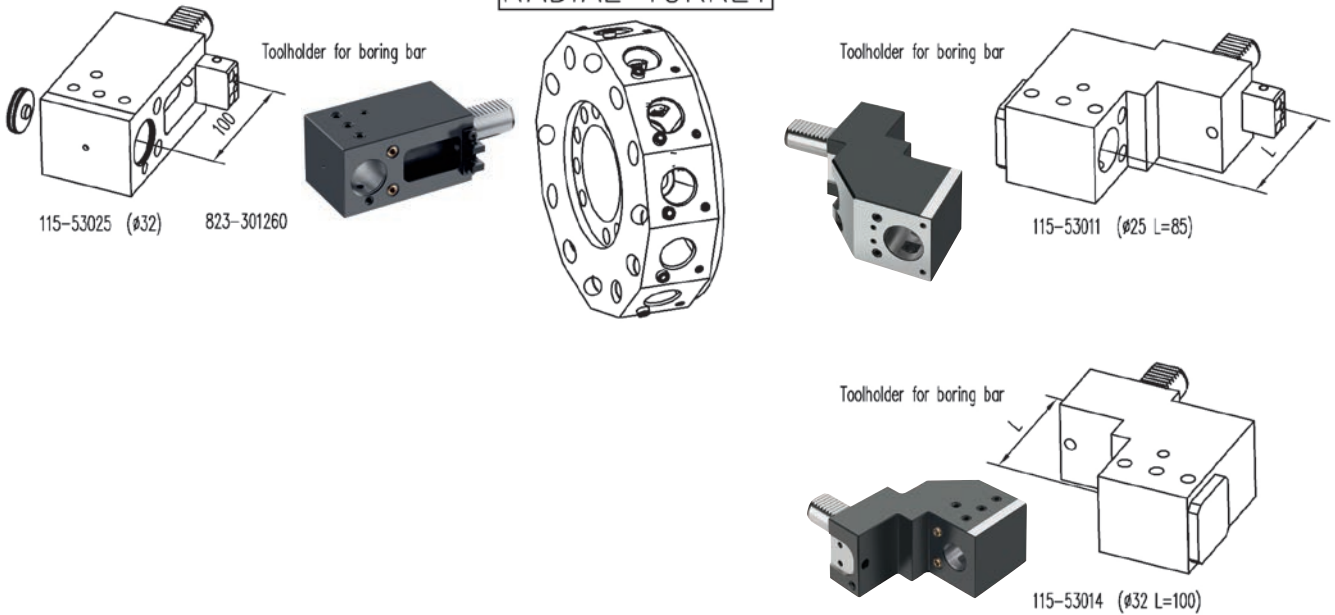
RADIAL TURRET



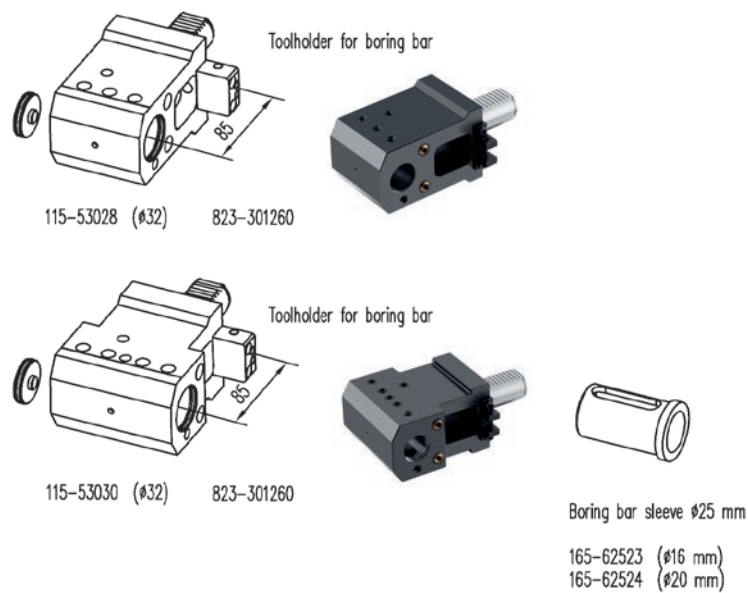
DMG MORI (VDI30)

CTX310/410 V4/V6 - CTX 320 V4/V6
 CTX420 V4/V6 (option) - CTX Alpha 300 V4
 CTX Alpha 500 V4/V6
 CTX Beta 500/800/1250 V4/V6 (option)
 TWIN 42/65/102
 SPRINT 65/50

RADIAL TURRET



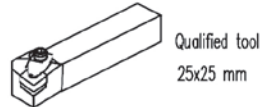
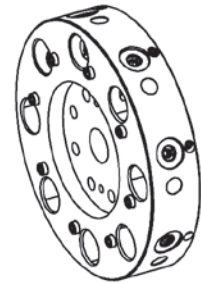
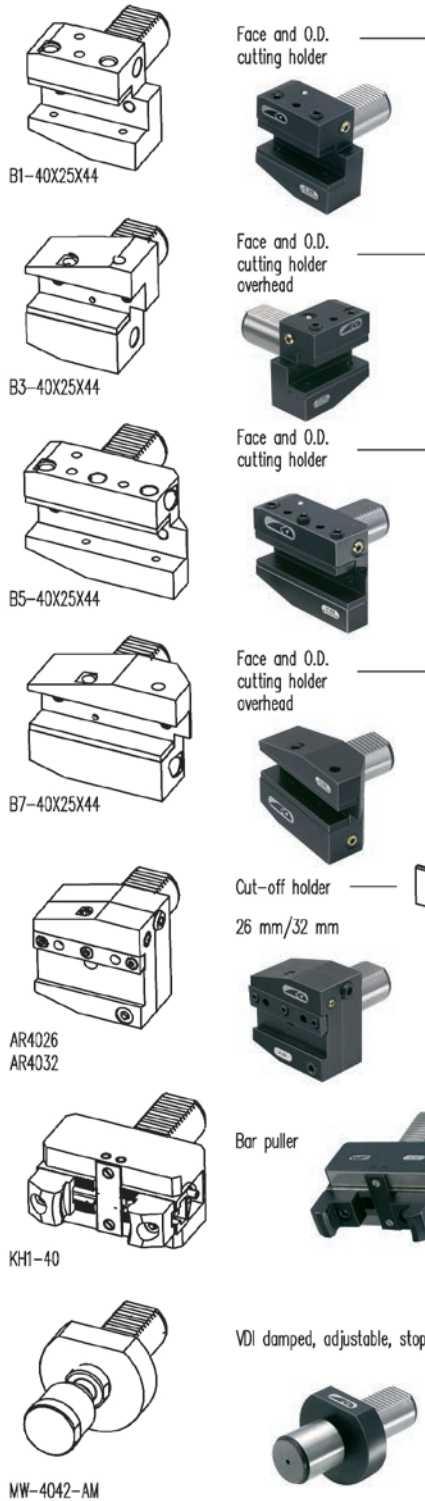
ACCESSORIES



DMG MORI (VDI40)

CTX410 V3 (option)
 CTX510 V3/V4
 CTX420 V3 (option)
 CTX520 V3/V4
 CTX Beta 500/800/1250 V3/V4
 CTX Gamma 1250/2000 V3/V4 (option)

AXIAL TURRET



ACCESSORIES

Boring bar sleeve $\phi 25$ mm

- 115-62579 ($\phi 8$ mm)
- 115-62580 ($\phi 10$ mm)
- 115-62581 ($\phi 12$ mm)
- 115-62582 ($\phi 16$ mm)
- 115-62583 ($\phi 20$ mm)

Boring bar sleeve $\phi 32$ mm

- 165-63223 ($\phi 8$ mm)
- 165-63224 ($\phi 10$ mm)
- 165-63225 ($\phi 12$ mm)
- 165-63226 ($\phi 16$ mm)
- 165-63227 ($\phi 20$ mm)
- 165-63228 ($\phi 25$ mm)

Boring bar sleeve $\phi 40$ mm

- 165-64082 ($\phi 8$ mm)
- 165-64083 ($\phi 10$ mm)
- 165-64084 ($\phi 12$ mm)
- 165-64085 ($\phi 16$ mm)
- 165-64086 ($\phi 20$ mm)
- 165-64087 ($\phi 25$ mm)
- 165-64088 ($\phi 32$ mm)

Toolholder for insert drill

- E1-40x06WN ($\phi 6$ mm)
- E1-40x08WN ($\phi 8$ mm)
- E1-40x10WN ($\phi 10$ mm)
- E1-40x12WN ($\phi 12$ mm)
- E1-40x16 ($\phi 16$ mm)
- E1-40x20 ($\phi 20$ mm)
- E1-40x25 ($\phi 25$ mm)
- E1-40x32 ($\phi 32$ mm)
- E1-40x40 ($\phi 40$ mm)
- E1-40x50 ($\phi 50$ mm)

Toolholder for boring bar

- E2-40x6 ($\phi 6$ mm)
- E2-40x8 ($\phi 8$ mm)
- E2-40x10 ($\phi 10$ mm)
- E2-40x12 ($\phi 12$ mm)
- E2-40x16 ($\phi 16$ mm)
- E2-40x20 ($\phi 20$ mm)
- E2-40x25 ($\phi 25$ mm)
- E2-40x32 ($\phi 32$ mm)
- E2-40x40 ($\phi 40$ mm)
- E2-40x50 ($\phi 50$ mm)

Double holder for boring bar

E7-40x32 ($\phi 32$ mm)

Collet chuck

- E4-40x20 (ER20)
- E4-40x25 (ER25)
- E4-40x32 (ER32)
- E4-40x40 (ER40)

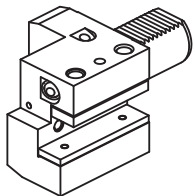
Drilling chuck

- KS2-40-13 ($\phi 1-13$ mm)
- KS2-40-16 ($\phi 3-16$ mm)

DMG MORI (VDI40)

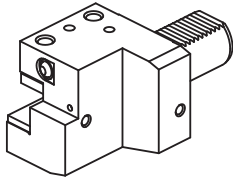
CTX410 V4/V6 (option)
 CTX420 V4/V6
 CTXBeta 500/800/1250 V6
 TWIN42/65/102 RG2
 GMX250/300/400/500
 SPRINT65 (option)

RADIAL TURRET



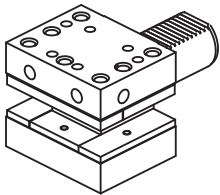
C1-40x25x85

Face and O.D.
cutting holder




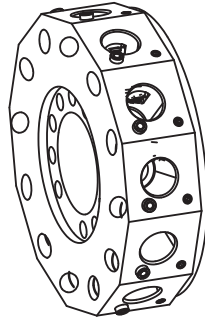
C2-40x25x85

Face and O.D.
cutting holder



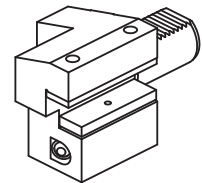
D1-40x25

Face and O.D.
cutting holder



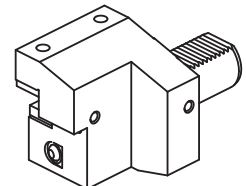
Qualified tool
25x25 mm

Face and O.D.
cutting holder



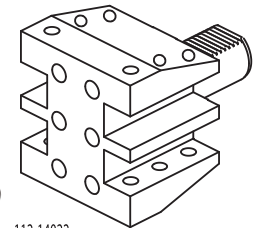
C3-40x25x85

Face and O.D.
cutting holder



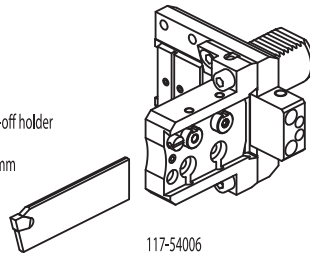
C4-40x25x85

Face and O.D.
cutting holder

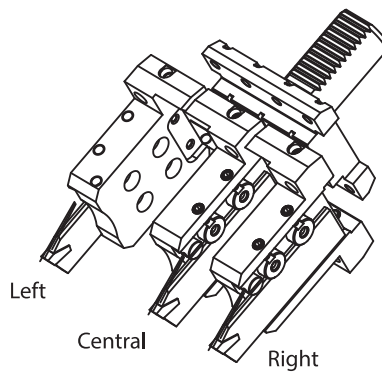


112-14022

Cut-off holder
32 mm



117-54006



Left

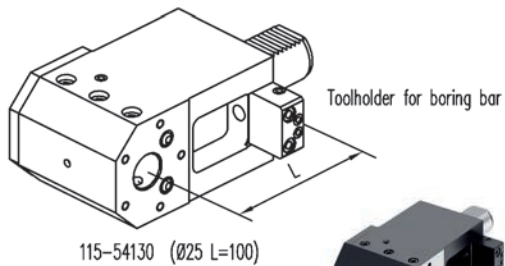
Central

Right

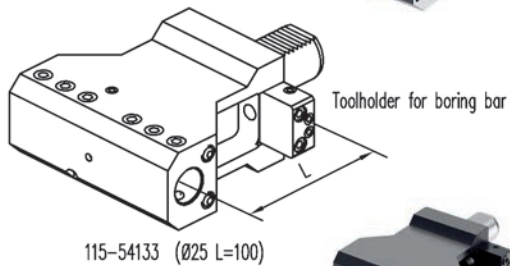
DMG MORI (VDI40)

CTX410 V4/V6 (option)
 CTX420 V4/V6
 CTXBeta 500/800/1250 V4/V6
 TWIN42/65/102 RG2
 GMX250/300/400/500
 SPRINT65 (option)

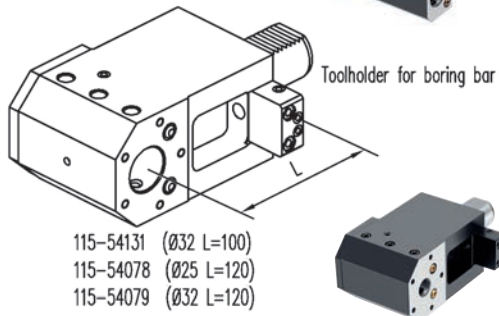
RADIAL TURRET



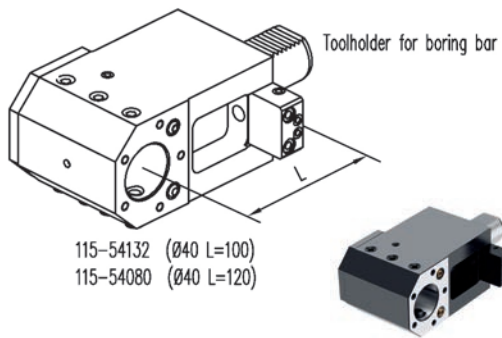
115-54130 (Ø25 L=100)



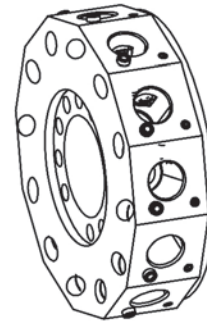
115-54133 (Ø25 L=100)



115-54131 (Ø32 L=100)
 115-54078 (Ø25 L=120)
 115-54079 (Ø32 L=120)



115-54132 (Ø40 L=100)
 115-54080 (Ø40 L=120)



ACCESSORIES



Boring bar sleeve (Ø25)

- 115-62579 (Ø8)
- 115-62580 (Ø10)
- 115-62581 (Ø12)
- 115-62582 (Ø16)
- 115-62583 (Ø20)



Boring bar sleeve (Ø32)

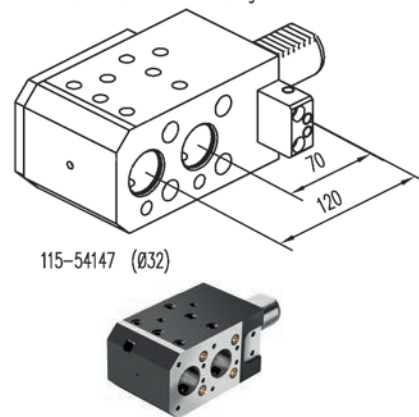
- 165-63223 (Ø8)
- 165-63224 (Ø10)
- 165-63225 (Ø12)
- 165-63226 (Ø16)
- 165-63227 (Ø20)
- 165-63228 (Ø25)



Boring bar sleeve (Ø40)

- 165-64082 (Ø8)
- 165-64083 (Ø10)
- 165-64084 (Ø12)
- 165-64085 (Ø16)
- 165-64086 (Ø20)
- 165-64087 (Ø25)
- 165-64088 (Ø32)

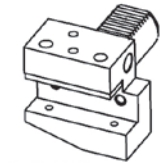
Double toolholder for boring bar



DMG MORI
(VDI50)

CTX620 V3/V4/V1
CTX Gamma 1250/2000 V3/V4
CTV400
CTX Beta 2000

AXIAL TURRET



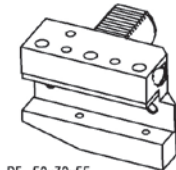
B1-50x32x55

Face and O.D. cutting holder



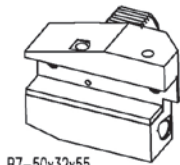
B3-50x32x55

Face and O.D. cutting holder overhead



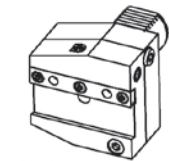
B5-50x32x55

Face and O.D. cutting holder



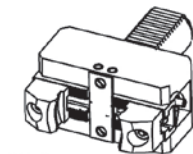
B7-50x32x55

Face and O.D. cutting holder overhead



AR5026
AR5032

Cut-off holder
26 mm/32 mm



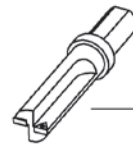
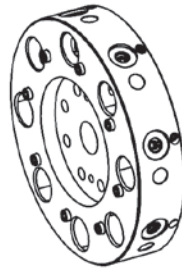
KH1-50

Bar puller



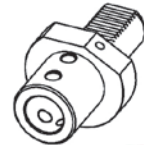
WW-5042-AM

VDI damped, adjustable, stop bar



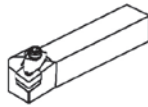
Toolholder for insert drill

- E1-50x16 (ø16 mm)
- E1-50x20 (ø20 mm)
- E1-50x25 (ø25 mm)
- E1-50x32 (ø32 mm)
- E1-50x40 (ø40 mm)
- E1-50x50 (ø50 mm)



Toolholder for boring bar

- E2-50x12 (ø12 mm)
- E2-50x16 (ø16 mm)
- E2-50x20 (ø20 mm)
- E2-50x25 (ø25 mm)
- E2-50x32 (ø32 mm)
- E2-50x40 (ø40 mm)
- E2-50x50 (ø50 mm)



Qualified tool
32x32 mm

ACCESSORIES



E2-115

Boring bar sleeve ø25 mm

- 115-62584 (ø8 mm)
- 115-62585 (ø10 mm)
- 115-62586 (ø12 mm)
- 115-62587 (ø16 mm)
- 115-62588 (ø20 mm)

Boring bar sleeve ø32 mm

- 165-63229 (ø8 mm)
- 165-63230 (ø10 mm)
- 165-63231 (ø12 mm)
- 165-63232 (ø16 mm)
- 165-63233 (ø20 mm)
- 165-63234 (ø25 mm)

Boring bar sleeve ø40 mm

- 165-64082 (ø8 mm)
- 165-64083 (ø10 mm)
- 165-64084 (ø12 mm)
- 165-64085 (ø16 mm)
- 165-64086 (ø20 mm)
- 165-64087 (ø25 mm)
- 165-64088 (ø32 mm)

Double holder for boring bar

- E7-50x32 (ø32 mm L=50 mm)
- E7-50x50 (ø50 mm L=68 mm)

Collet chuck

- E4-50x25 (ER25)
- E4-50x32 (ER32)
- E4-50x40 (ER40)

Drilling chuck

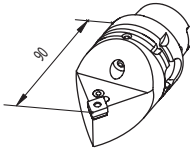
- KS2-50-13 (ø1-ø13 mm)
- KS2-50-16 (ø3-ø16 mm)

DMG MORI (HSK63T)

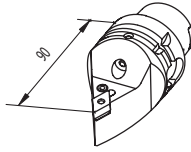
GMX400
GMX300
GMX250

ATC Turret (HSK63T)

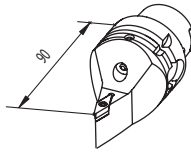
ICTM STANDARD



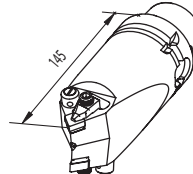
H63APCMNR12-90



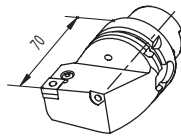
H63APDNNR15-90



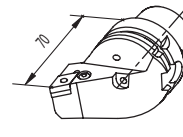
H63ASVVCN16-90



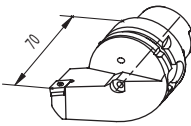
H63ADCM12DDM15-L145



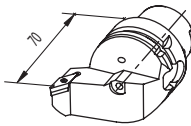
H63APCLNL/R12



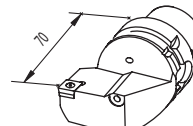
H63APDJNL/R15



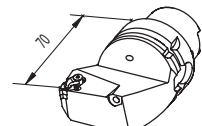
H63ASDJCL/R11



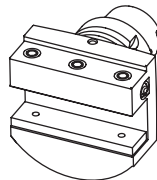
H63ASVJBL/R16



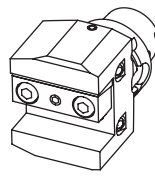
H63ASCLCL/R12



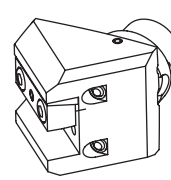
H63ATHEL/R16



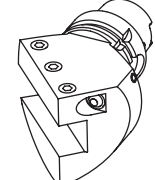
141-11408 32/25



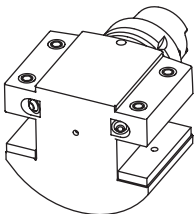
141-11406 25x25 mm



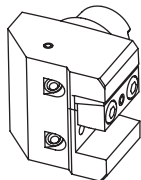
141-11405 25x25 mm



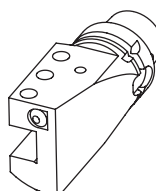
141-11407 (left) 25x25 mm
141-21401 (right)



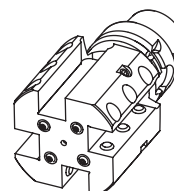
142-11405 32/25
142-11406 32/25



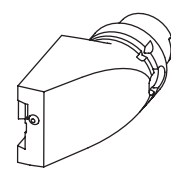
142-11402 25x25 mm



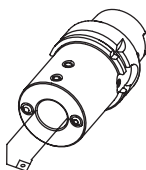
142-21401 (left) 25x25 mm
142-11403 (right)



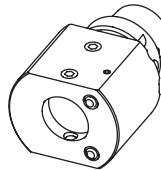
142-21404 20x20 mm (right)
142-21403 20x20 mm (left)



147-51405 (26mm, left)
147-51406 (26mm, right)
147-51407 (32mm, left)
147-51408 (32mm, right)



145-21404 (Ø12)
145-21406 (Ø16)
145-21408 (Ø20)
145-21409 (Ø25)
145-21410 (Ø32)
145-21411 (Ø40)



145-21412 Ø40 mm



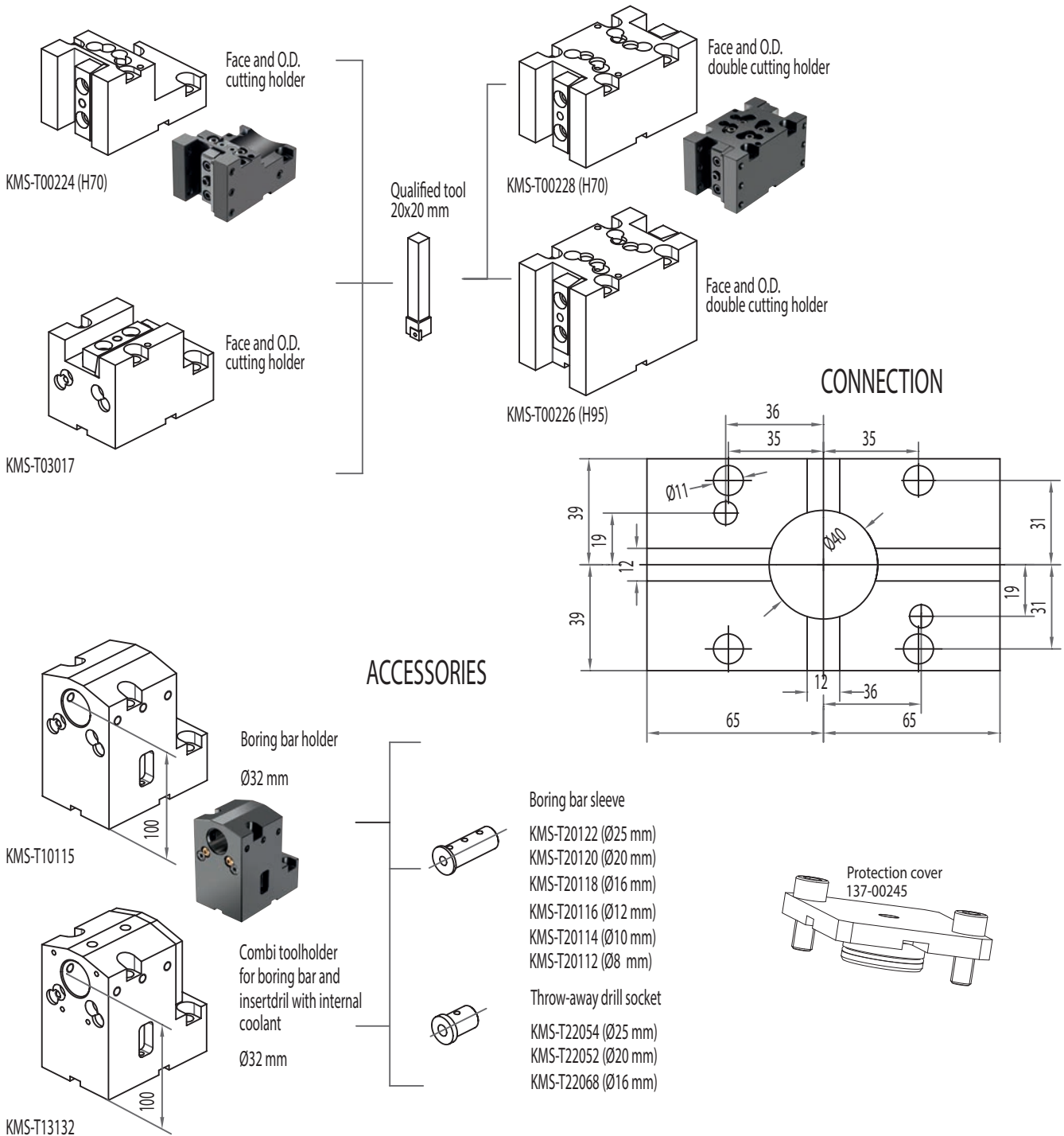
165-64124 (Ø10 mm)
165-64125 (Ø12 mm)
165-64126 (Ø16 mm)
165-64127 (Ø20 mm)



165-64128 (Ø25 mm)
165-64129 (Ø32 mm)

DMG MORI (BMT40)

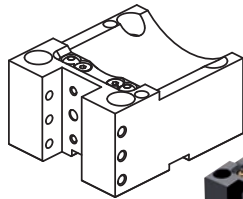
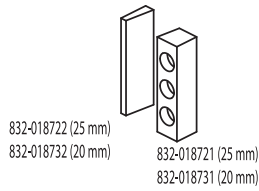
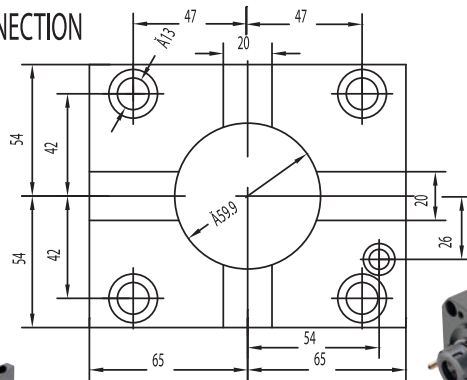
CTX310EC0-BMT
NZ1500
NZ2000
NTX1000-2000



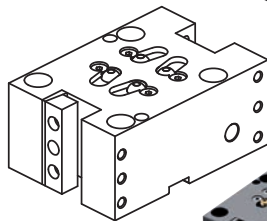
DMG MORI (BMT60)

NLX1500 - NLX2000
 NLX2500 - NLX3000
 NL2000 (S)MC - 2500 (S)MC
 NL3000MC (12 STATIONS)
 NT3250 - NT4200 - NT4250
 NT4300 - NT5400 - NZL2500

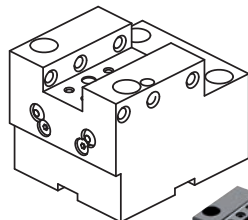
CONNECTION



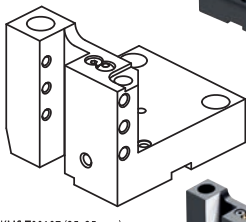
KMS-T00186 (25x25 mm)
 KMS-T00187 (20x20 mm)



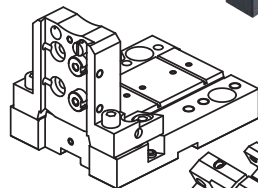
KMS-T00184 (25x25 mm)



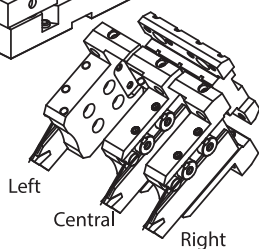
KMS-T03005 (25x25 mm)



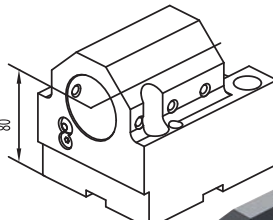
KMS-T00197 (25x25 mm)



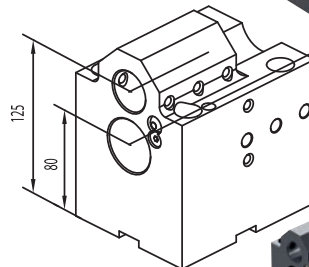
137-00092 (32 mm)



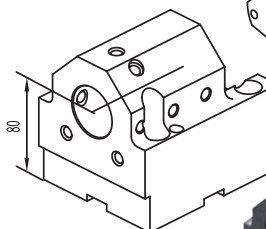
Left
 Central
 Right



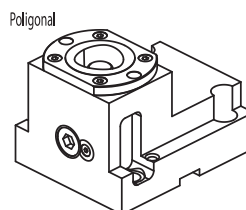
KMS-T10097 ($\varnothing 40$ mm)
 KMS-T10098 ($\varnothing 50$ mm)



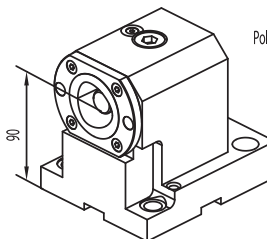
KMS-T10096 ($\varnothing 32$ mm)



KMS-T13128 ($\varnothing 40$ mm)
 with internal coolant



137-00241 (C40)
 137-00187 (C50)



137-00242 (C40)
 137-00183 (C50)



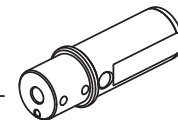
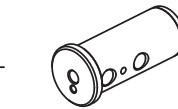
ACCESSORIES



124-06001
 124-06003 I.Coolant



124-06002
 124-06004 I.Coolant



- KMS-T20098-A ($\varnothing 32$ mm)
- KMS-T20096-A ($\varnothing 25$ mm)
- KMS-T20094-A ($\varnothing 20$ mm)
- KMS-T20092-A ($\varnothing 16$ mm)
- KMS-T20090-A ($\varnothing 12$ mm)
- KMS-T20088-A ($\varnothing 10$ mm)
- KMS-T20086-A ($\varnothing 8$ mm)

- KMS-T20196-A ($\varnothing 20$ mm)
- KMS-T20194-A ($\varnothing 16$ mm)
- KMS-T20110-A ($\varnothing 12$ mm)
- KMS-T20108-A ($\varnothing 10$ mm)
- KMS-T20106-A ($\varnothing 8$ mm)

- KMS-T22042-A (MT3)
- KMS-T22044-A (MT4)
- KMS-T22046-A (MT2)
- KMS-T22066-A (MT1)

- KMS-T20122-A ($\varnothing 25$ mm)
- KMS-T20120-A ($\varnothing 20$ mm)
- KMS-T20118-A ($\varnothing 16$ mm)
- KMS-T20116-A ($\varnothing 12$ mm)
- KMS-T20114-A ($\varnothing 10$ mm)
- KMS-T20112-A ($\varnothing 8$ mm)

- KMS-T20100-A ($\varnothing 32$ mm)
- KMS-T20102-A ($\varnothing 25$ mm)
- KMS-T20104-A ($\varnothing 20$ mm)
- KMS-T20190-A ($\varnothing 16$ mm)



Protection cover
 137-00246

NEWS

NEWS

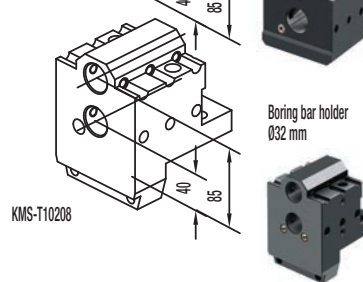
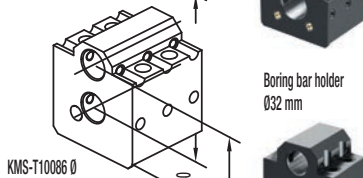
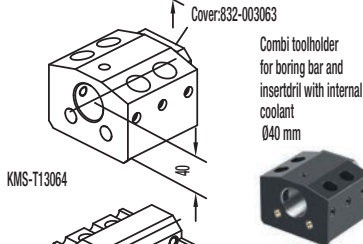
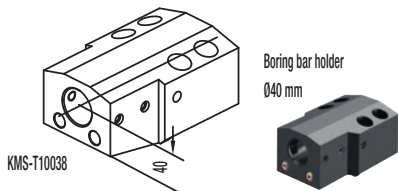
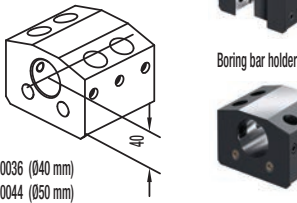
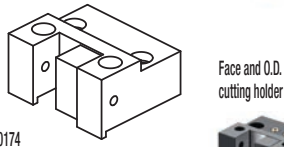
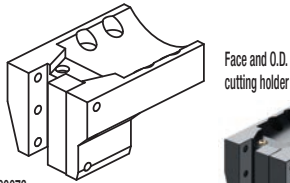
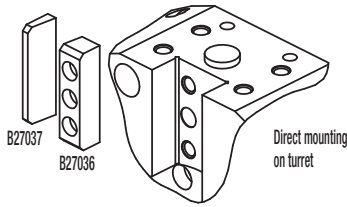
NEWS

DMG MORI

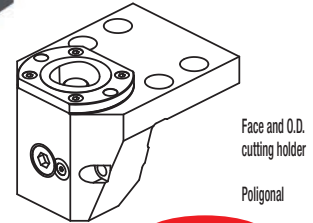

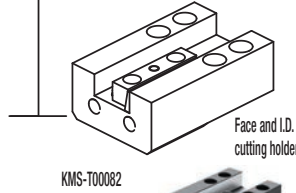
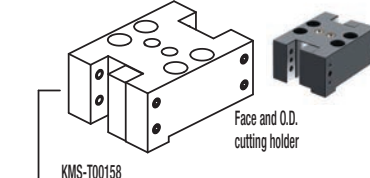
SL203MC
SL253MC
ZL200MC
ZL250SMC
SL204SMC
SL300MC

CMZ

TL20
TL25
TC30
TC35



Qualified tool
25x25 mm




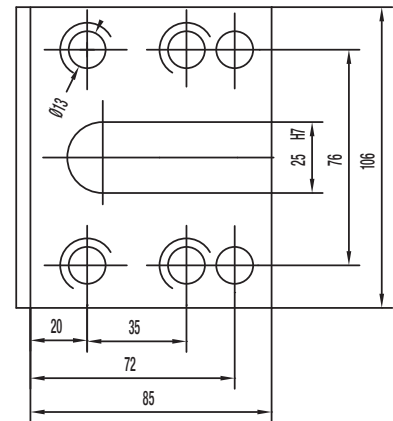
128-12527 (C40)
128-12513 (C50)

NEWS

ACCESSORIES



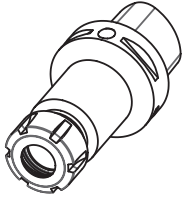
CONNECTION



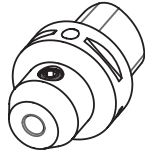
128-12526 (C40)
128-12509 (C50)

NEWS

DMG MORI CTX Gamma 1250TC/2000TC



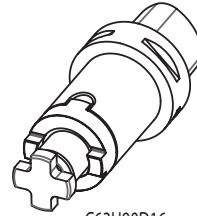
C63H60ER16 C63H100ER16
C63H60ER20 C63H100ER20
C63H60ER25 C63H100ER25
C63H60ER32 C63H100ER32
C63H70ER40 C63H130ER40



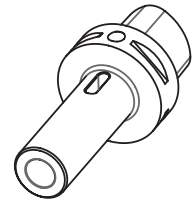
C63H55WE06 C63H65WE16
C63H55WE08 C63H65WE20
C63H60WE10 C63H80WE25
C63H60WE12 C63H90WE32
C63H60WE14



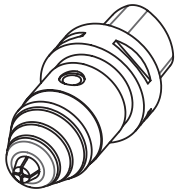
C63H40D16 C63H100D27
C63H63D16 C63H25D32
C63H25D22 C63H100D32
C63H100D22 C63H40D40
C63H25D27 C63H100D40



C63H90D16
C63H90D22
C63H90D27
C63H90D32
C63H90D40



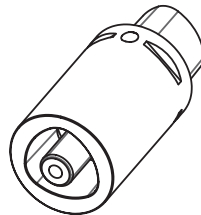
C63H110CM2P
C63H130CM3P
C63H150CM4P



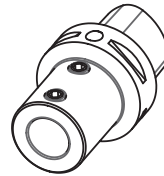
C63H112R1-13
C63H112R3-16



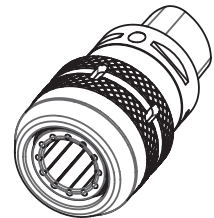
C63GR1
C63GR2



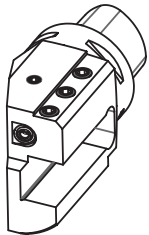
C63H100C63
C63H140C63



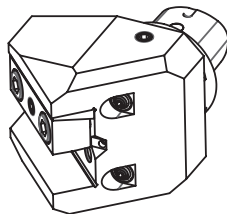
C63H60D08PNT C63H70D20PNT
C63H60D10PNT C63H72D25PNT
C63H60D12PNT C63H75D32PNT
C63H70D16PNT C63H75D40PNT



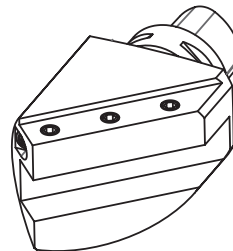
C63H80C20
C63H100C32



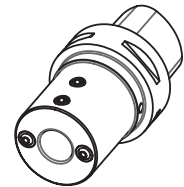
C63-AD2020R/L
C63-AD2525R/L
C63-AD3232R/L



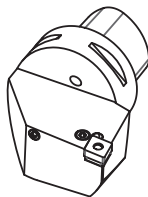
C63-ARD2525-45



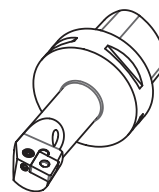
C63AR20R/L
C63AR25R/L




C63H80D16E2
C63H80D20E2
C63H88D25E2
C63H95D32E2
C63H105D40E2



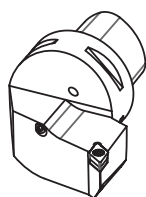
C63-PCLNR/L12



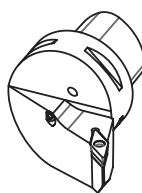
C63-25PCLNR/L12
C63-32PCLNR/L12



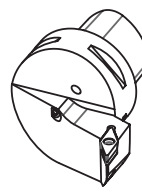
C63-SCLCR/L09
C63-SCLCR/R12



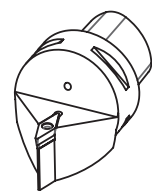
C63-SDJCR/L11



C63-SVHBR/L16
C63-SVHCR/L16



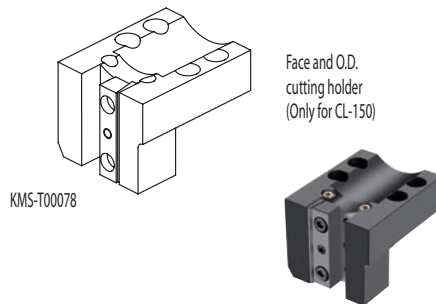
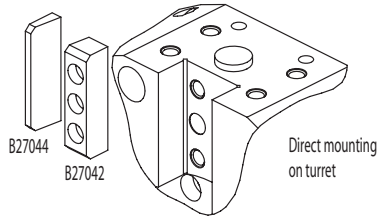
C63-SVJBR/L16
C63-SVJCR/L16




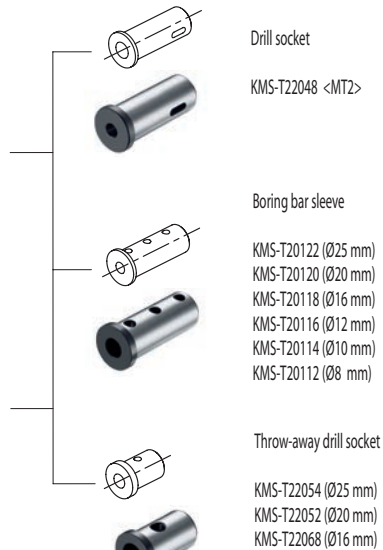
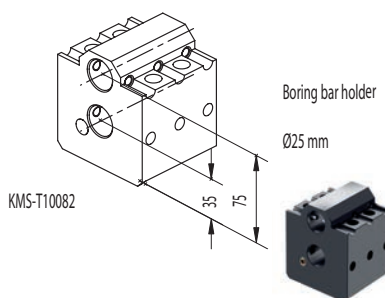
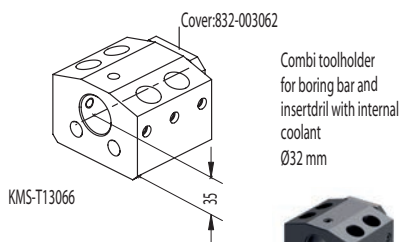
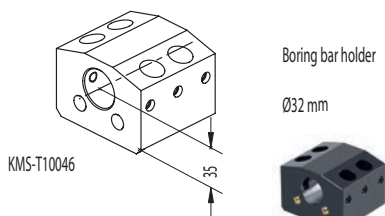
C63-SVVCN16-190

DMG MORI

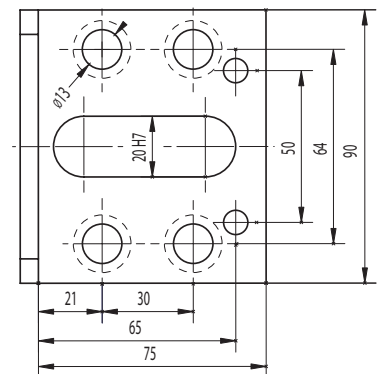
SL150
SL153
ZL150
CL150
SL154



ACCESSORIES



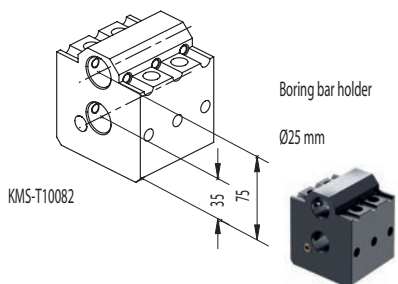
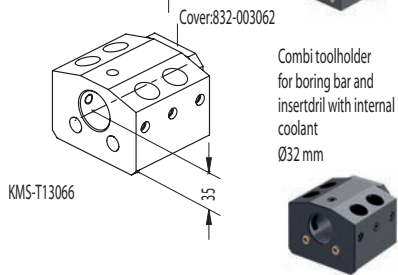
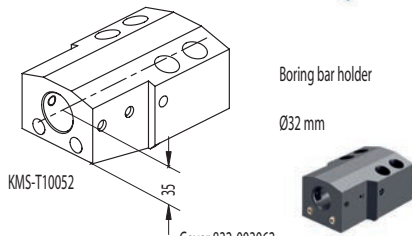
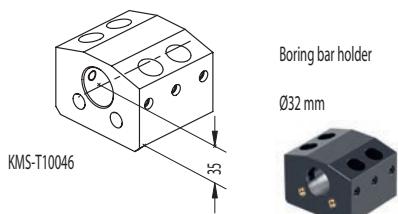
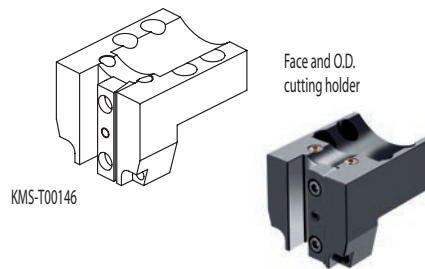
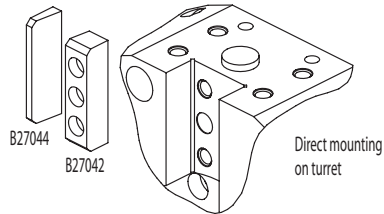
CONNECTION



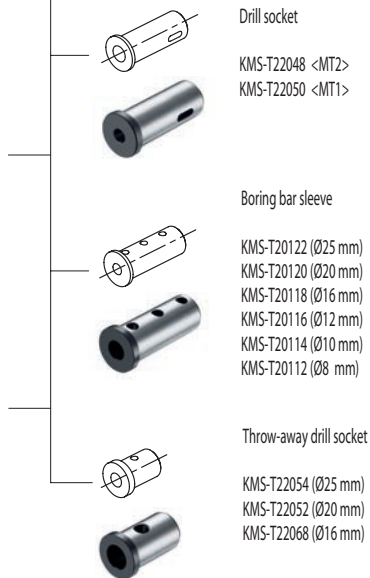
DMG MORI

SL153MC
ZL150MC
SL154MC

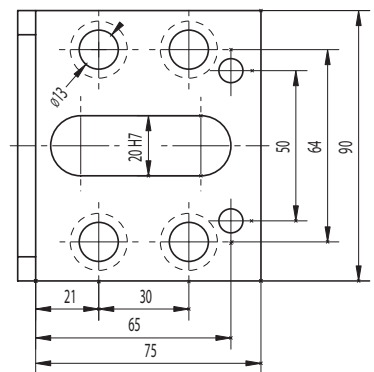
CMZ TL15



ACCESSORIES

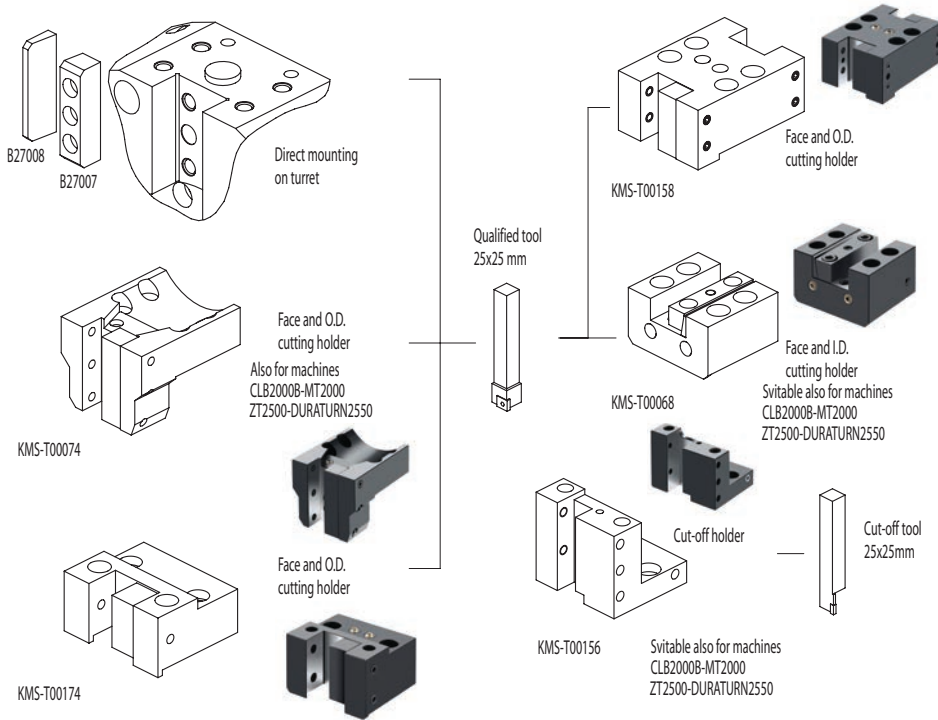


CONNECTION

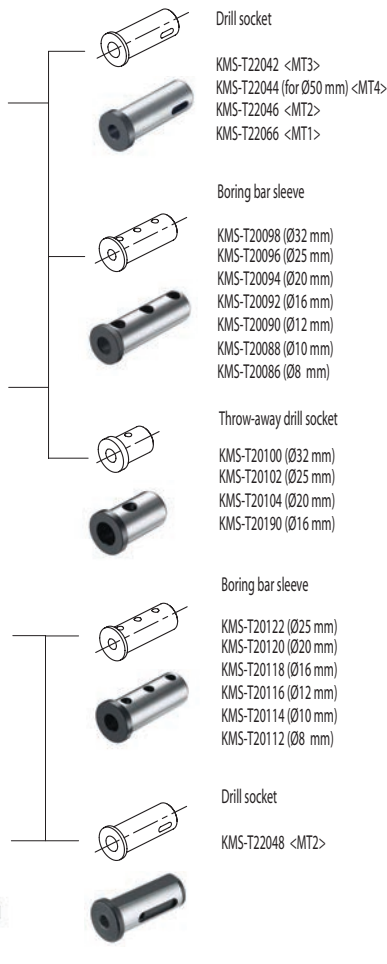
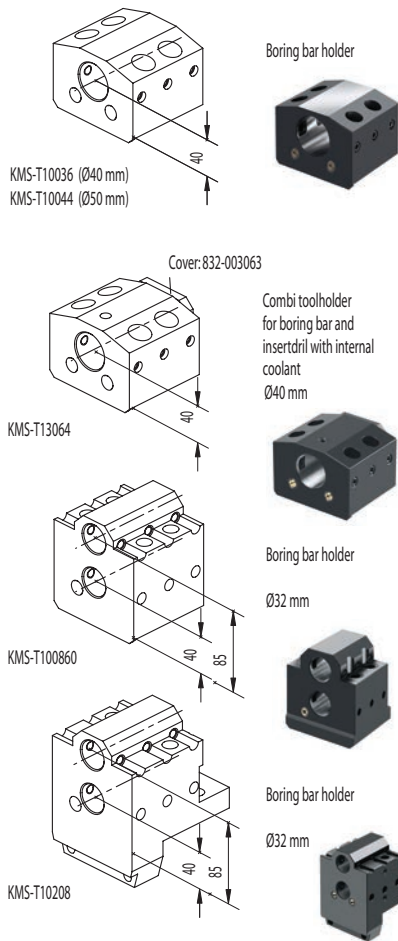


DMG MORI

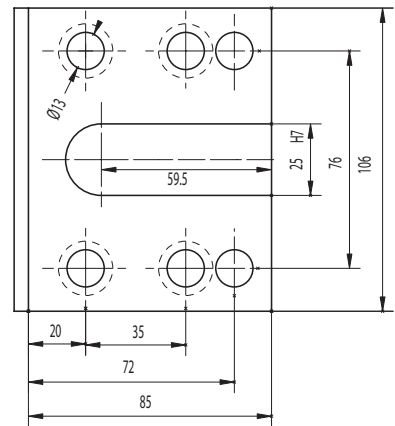
SL200 - SL203 - SL250
 SL253 - ZL200 - ZL250
 (CL200) - SL204
 DURATURN 2030
 DURATURN 2050
 DURATURN 2550



ACCESSORIES



CONNECTION



KINTEK®



HEAD OFFICE
KINTEK S.R.L. - MAPPANO - TORINO - ITALY



NEW PRODUCTION PLANT
A.M.T S.R.L. - CASELLE T.SE - TORINO - ITALY



MAIN PRODUCTION PLANT
KINTEK TOOLING KFT - BEKESCSABA - HUNGARY

KINTEK s.r.l.

Via Goretta 88/G - 10079 MAPPANO - (TO) - ITALY
Tel. +39 011 99 68 065 - Fax +39 011 99 65 662
e-mail: info@kintek.it
<http://www.kintek.it>