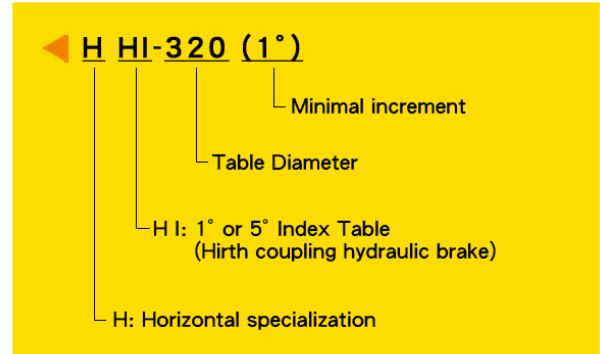
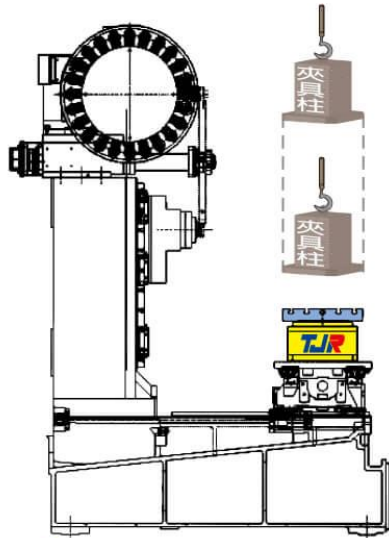


HHI Series(Hirth coupling hydraulic brake)

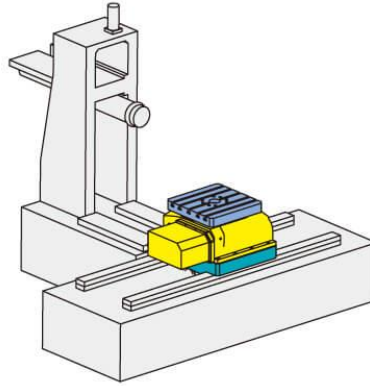
HH I - 320x320F / 400x400F 400x400 / 500x500 / 630x630F / 800x800 / 1000x1000



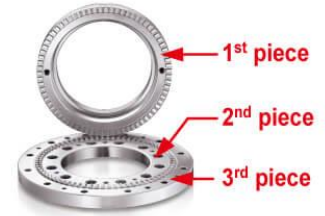
Item/Model	Unit	HHI-320x320F	HHI-400x400F	HHI-400x400	HHI-500x500	HHI-630x630F	HHI-800x800	HHI-1000x1000	
Diameter of Table Central Hole	mm	Ø 50x27 deep	Ø 50x27 deep	Ø 50x27 deep	Ø 50x27 deep	Ø 50x27 deep	Ø 50x27 deep	Ø 50x27 deep	
Table height	mm	240	250	270	320	320	380	400	
Table T-slot Width	mm	-	-	14H7	18H7	18H7	22H7	22H7	
Guide Block Width	mm	18h7	18h7	18h7	18h7	18h7	18h7	22h7	
Min. Increment	deg.	1° or 5°	1° or 5°	1° or 5°	1° or 5°	1° or 5°	1° or 5°	1° or 5°	
Indexing Precision	sec.	±5	±5	±5	±5	±5	±5	±5	
Repeatability	sec.	±1	±1	±1	±1	±1	±1	±1	
Clamping System	kg/cm.	35	35	35	35	35	35	35	
Clamping Torque	kg-m	300	300	500	1000	1000	9000	9000	
Servo Motor Model	FANUC	-	β 12is	β 12is	β 22is	β 22is	β 22is	β 22is	
	MITSUBISHI	Taper shaft	HF-104/154	HF-104/154	HF-104/154	HF-204	HF-204S	HF-354	HF-354S
Speed Reduction Ratio	-	1 : 120	1 : 120	1 : 120	1 : 180	1 : 180	1 : 180	0,2916667	
Max. Rotation Rate of Table (Calculate with Fanuc α Motor)	r.p.m	25	25	25	16,6	16,6	11,1	8,3	
Allowable Workpiece Load	Horizontal	kg	300	300	500	600	700	4000	5000
	Strength of worm gears	kg	-	-	-	-	-	-	-
Net Weight (servo motor excluded)	kg	149	171	-	518	565	1053	-	



▲ Application diagram: retrofits small horizontal drilling & tapping center with HHI single pallet rotary table.



▲ Application diagram: retrofits horizontal machining center with HHI single pallet rotary table.



HHI Series :
Use **three-piece** clutch plate

Function:

- ① Accuracy: ± 5 seconds
(Angle encoder accuracy)
- ② Rotate **without lifting the table** to prevent table from water and particles.