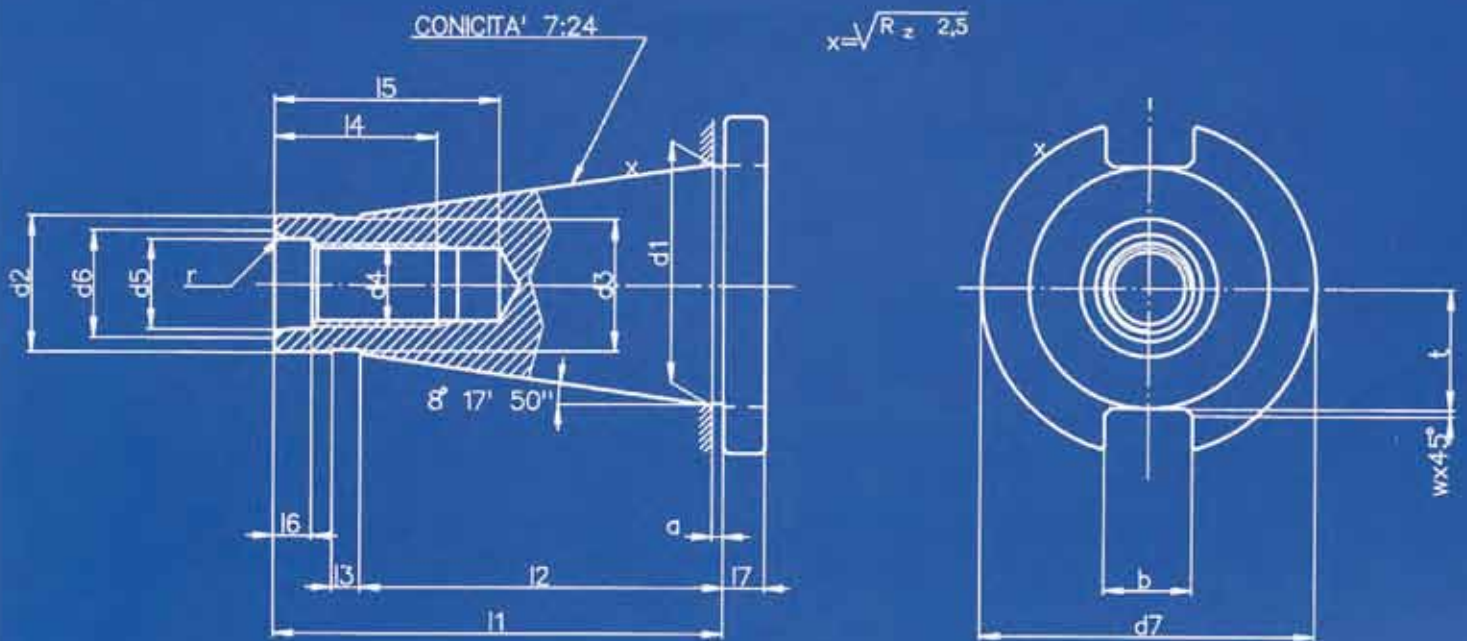


DIN 2080



Cono - Size

40

50

a ± 0,2	1,6	3,2
b H12	18,1	25,7
d1	44,45	60,85
±10	25,3	39,5
d2 max.	25,00	39,29
min.	24,92	39,19
d3	24	38
d4	M16	M24
d5	17	26
d6	21	31
d7 ± 0,2	83	97,5
l1	95	130
l2	67	105
l3	5	8
l4	32	47
l5 min	42,5	61,5
l6 ± 0,5	8,2	11,5
l7 ± 0,15	10	12
t max.	22,5	35,3
r	4	6
w	1,6	2

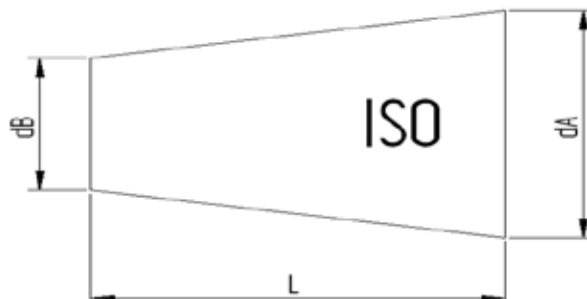
MANDRINI PAGNONI CON ATTACCO ISO**DATI TECNICI**

TUTTI I MANDRINI PORTAUTENSILI PAGNONI VENGONO PRODOTTI SECONDO LE NORMATIVE DIN

TOLLERANZA DEL CONO

PRODOTTI IN CLASSE AT3

ISO	L	dA - dB	AT3
30	42	12.250	+ 0.002
40	59	17.208	+ 0.003
50	92	26.833	+ 0.004

**COASSIALITÀ PORTAPINZE**

La norma DIN6391 ammette un'errore massimo di 0.016 sia per i portapinze DIN6499 che per DIN 6388.

La nostra produzione normalmente presenta uno scostamento massimo di eccentricità tra cono ISO e sede pinza compreso tra i 0,003 e 0,010 mm.

COASSIALITÀ PORTAFRESE FISSI E COMBINATI

I portafrese fissi e combinati di nostra produzione rispondono ai criteri prescritti dalla norma DIN 6358, la quale prevede un errore massimo di coassialità tra cono ISO 30 e ISO 40 ed i diametri 16-22-27-32-40, di 0,01.

Mentre per ISO 50 è ammesso un errore massimo di 0,015 mm.

COASSIALITÀ PORTAFRESE WELDON - WHISTLE NOTCH

Rispettando la normativa DIN 6359-1 i portafrese WELDON devono rispondere ai seguenti requisiti :

Foro: tolleranza H5

coassialità: scostamento massimo consentito tra cono e sede Weldon <0.01 (per ISO 40)

Garantiamo la tolleranza prescritta sul foro e un valore di coassialità mediamente di 0,005.

DATI COSTRUTTIVI

- Costruiti in acciaio da cementazione legato.
- Cementati con profondità 0,4-0,5 mm
- Temprati-rinvenuti
- Durezza HRC 58 +-2 resistenza 800-1000 N/mm²
- Bruniti
- Finitura di rettifica interna, esterna e nelle filettature delle ghiere chiudipinza

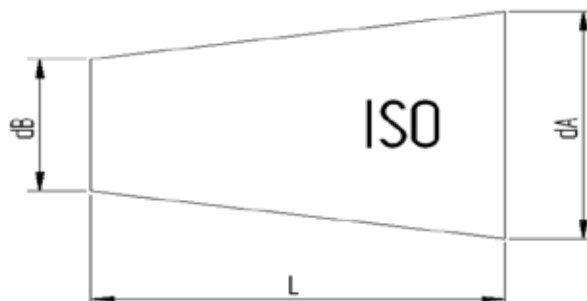


ALL PAGNONI TOOLHOLDERS ARE MANUFACTURED ACCORDING TO DIN NORM.

CONE'S TOLERANCE

ACCORDING TO THE CLASS AT3.

ISO	L	dA - dB	AT3
30	42	12.250	+ 0.002
40	59	17.208	+ 0.003
50	92	26.833	+ 0.004



COLLET CHUCK'S RUNOUT ACCURACY

The norm DIN6391 permits a runout error between external cone and internal cone / collet seat of 0.016. Our production has a runout accuracy which is guaranteed to be within 0,003 / 0,010 m at the tool seat.

SHELL END MILL ADAPTOR'S RUNOUT ACCURACY

Our shell end mill adaptors meet the requirements of the norm DIN6358, which prescribes for diameters 16-22-27-32-40 a runout accuracy of:0,01 for SK 30/40 0,015 for SK 50.

WELDON END MILL HOLDER'S RUNOUT ACCURACY

According to the norm DIN6359-1 Weldon end mill holders have to meet the following requirements:

Bore: H5 tolerance

Runout accuracy: <0.01 (for SK 40)

Our end mill adaptors ensure the prescribed holes' tolerance and have a runout accuracy which is normally 0.005

CONSTRUCTIVE FEATURES

- Manufactured with Casehardening Steel.
- Casehardened with depth 0,4 - 0,5 mm
- Hardened-Tempered
- Hardness HRC 58+-2, Strength 800-1000 N/mm2
- Black oxidized
- Internal and external grinding finished.

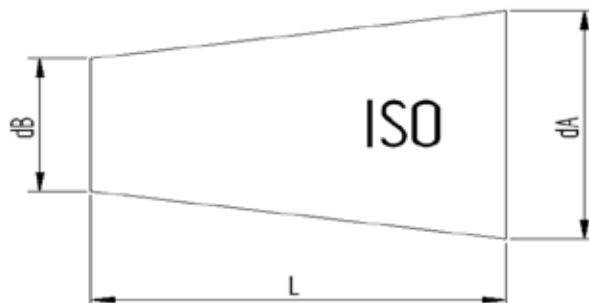


Alle Pagnoni-Steilkegelaufnahmen werden nach den DIN-Normen angefertigt.

KEGELSCHAFTTOLERANZ

In Klasse AT3 angefertigt.

ISO	L	dA - dB	AT3
30	42	12.250	+ 0.002
40	59	17.208	+ 0.003
50	92	26.833	+ 0.004



RUNDLAUFGENAUIGKEIT DER SPANNZANGENAUFNAHME

Die DIN 6391- Norm schreibt eine Rundlaufgenauigkeit zwischen Aussenkegel und Innenkegel / Spannzangensitz vom 0,016 vor.

Unsere Spannzangenfutter weisen einen Rundlauffehler zwischen ISO-Kegelaufnahme und Spannzangensitz, der zwischen 0,003 und 0,010 mm liegt.

AUFSTECKFRÄSDORNE - RUNDLAUFGENAUIGKEIT

Pagnoni- Aufsteckfräsdorne entsprechen der DIN 6358- Norm, die einen höchsten Rundlauffehler zwischen ISO 30- und ISO40-Kegel und den Durchmessern 16-22-27-32-40 vom 0,01 vorsieht.

Der mögliche höchste Rundlauffehler für ISO 50 ist 0,015 mm.

WELDON AUFSTECKFRÄSDORNE-RUNDLAUFGENAUIGKEIT

Nach der DIN 6359-1-Norm müssen die Weldon- Aufsteckfräsdorne die folgenden Forderungen aufweisen:

Bohrung: Toleranz H5

Rundlaufgenauigkeit: höchster möglicher Rundlauffehler zwischen Kegel und Weldonsitz < 0,01 (für ISO 40)

Die vorgeschriebene Toleranz der Bohrung und eine durchschnittliche Rundlaufgenauigkeit von 0,005 sind verisichert.

KONSTRUKTIONSDATEN

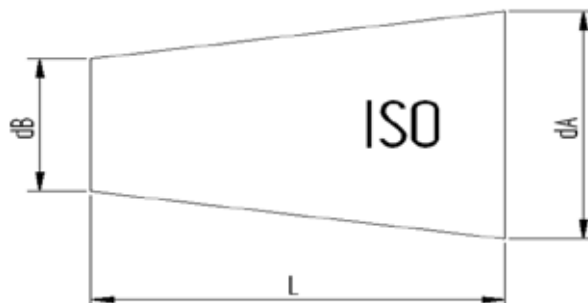
- aus legiertem Einsatzstahl angefertigt
- in der Einsatzhärte tiefe von 0,4-0,5 mm
- gehärtet, angelassen
- Härte HRC 58 +-2, Festigkeit 800-1000 N-mm²
- brüniert
- inneres, äußeres Schleifen und am Gewinde der Spannzangemutter

TOUS LES MANDRINS PORTE-OUTILS PAGNONI SONT PRODUITS SUIVANT LES SPÉCIFICATIONS DIN

TOLLERANCE DU CONE

EN CLASSE AT3.

ISO	L	dA - dB	AT3
30	42	12.250	+ 0.002
40	59	17.208	+ 0.003
50	92	26.833	+ 0.004



COAXIALITÉ PORTE-PINCE

La norme DIN6391 admet une erreur maximum de 0.016 soit pour les porte-pinces DIN6499 soit pour DIN6388.

Dans notre production l'écart d'excentricité maximum entre cône ISO et logement de la pince est compris entre:0,003 et 0,0010 mm.

COAXIALITÉ PORTE-FRAISES FIXES ET COMBINÉS

Les porte-fraises fixes et combinés de notre production suivent la spécification de la norme DIN6358, qui prévoit pour les diamètres 16-22-27-32-40 une concentricité de 0,01 pour ISO 30 et ISO 40 0,015 pour ISO 50.

COAXIALITÉ PORTE-FRAISES WELDON

Suivant les spécifications DIN 6359-1 les porte-fraises WELDON doivent suivre les conditions suivantes :

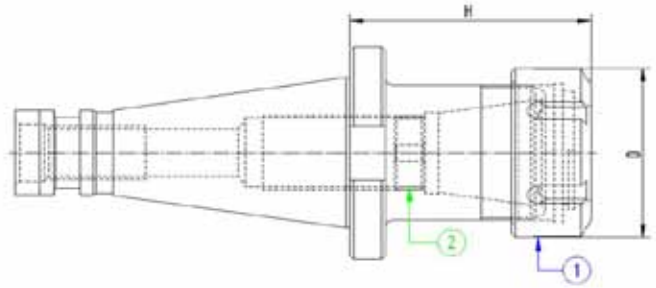
Trou: tolérance H5

Coaxialité: écart maximum toléré entre cône et logement du Weldon <0.01 (pour ISO 40)

Nous assurons la tolérance prévue sur le trou et une coaxialité en moyenne de 0.005.





ELEMENTS DE CONSTRUCTION

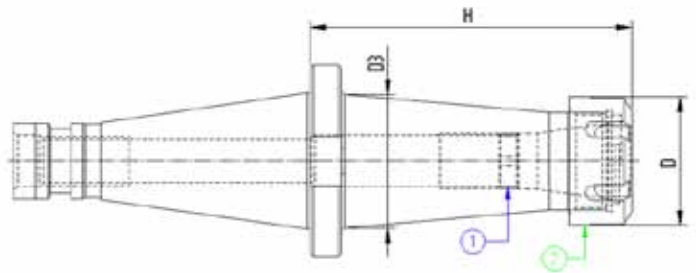
- Produits en acier cémenté allié.
- Cémentés avec une profondeur 0,4 -0,5 mm
- Trempé - Revenu
- Dureté HRC 58 +/- 2 résistance 800-1000 N/mm²
- Brunis
- Rectification du cône intérieur, extérieur et dans le filetage des écrous qui serrent la pince.



Codice	ISO	Descrizione	ER	D	H
540PP110	40	ISO40 DIN2080 P/P H70 ER16	16	32	70
540PP113	40	ISO40 DIN2080 P/P H70 ER20	20	35	70
540PP116	40	ISO40 DIN2080 P/P H70 ER25	25	42	70
540PP120	40	ISO40 DIN2080 P/P H70 ER32	32	50	70
540PP126	40	ISO40 DIN2080 P/P H70 ER40	40	63	70
550PP110	50	ISO50 DIN2080 P/P H80 ER16	16	32	80
550PP113	50	ISO50 DIN2080 P/P H80 ER20	20	35	80
550PP116	50	ISO50 DIN2080 P/P H80 ER25	25	42	80
550PP120	50	ISO50 DIN2080 P/P H80 ER32	32	50	80
550PP126	50	ISO50 DIN2080 P/P H80 ER40	40	63	80

COMPONENTI - SPARE PARTS - PIECES DETACHEES - ERSATZTEILE

ER	Ghiera	Q.tà	Grano Interno	Q.tà	Anello x ISO 40	Anello x ISO 50
						
	1		2			
16	916GHREQ	1	101001601	1	50010001	50010002
20	920GHREQ	1	101001601	1		
25	925GHREQ	1	101815801	1		
32	932GHREQ	1	102215901	1		
40	940GHREQ	1	103015901	1		







L=100

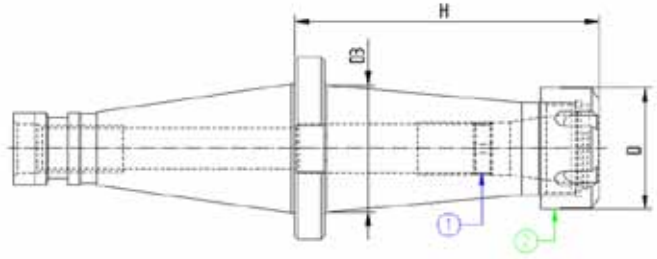
Codice	ISO	Descrizione	ER	D	H	D3
540PP210	40	ISO40 DIN2080 P/P H100 ER16	16	32	100	32
540PP213	40	ISO40 DIN2080 P/P H100 ER20	20	35	100	34
540PP216	40	ISO40 DIN2080 P/P H100 ER25	25	42	100	44
540PP220	40	ISO40 DIN2080 P/P H100 ER32	32	50	100	50
540PP226	40	ISO40 DIN2080 P/P H100 ER40	40	63	100	50
550PP210	50	ISO50 DIN2080 P/P H100 ER16	16	32	100	32
550PP213	50	ISO50 DIN2080 P/P H100 ER20	20	35	100	35
550PP216	50	ISO50 DIN2080 P/P H100 ER25	25	42	100	44
550PP220	50	ISO50 DIN2080 P/P H100 ER32	32	50	100	50
550PP226	50	ISO50 DIN2080 P/P H100 ER40	40	63	100	60

L=130

Codice	ISO	Descrizione	ER	D	H	D3
540PP310	40	ISO40 DIN2080 P/P H130 ER16	16	32	130	34
540PP313	40	ISO40 DIN2080 P/P H130 ER20	20	35	130	38
540PP316	40	ISO40 DIN2080 P/P H130 ER25	25	42	130	40
540PP320	40	ISO40 DIN2080 P/P H130 ER32	32	50	130	45
540PP326	40	ISO40 DIN2080 P/P H130 ER40	40	63	130	48
550PP310	50	ISO50 DIN2080 P/P H130 ER16	16	32	130	32
550PP313	50	ISO50 DIN2080 P/P H130 ER20	20	35	130	35
550PP316	50	ISO50 DIN2080 P/P H130 ER25	25	42	130	44
550PP320	50	ISO50 DIN2080 P/P H130 ER32	32	50	130	50
550PP326	50	ISO50 DIN2080 P/P H130 ER40	40	63	130	60

COMPONENTI - SPARE PARTS - PIECES DETACHEES - ERSATZTEILE

ER	Ghiera	Q.tà	Grano Interno	Q.tà	Anello x ISO 40	Anello x ISO 50
						
	2		1			
16	916GHREQ	1	101001601	1	50010001	50010002
20	920GHREQ	1	101001601	1		
25	925GHREQ	1	101815801	1		
32	932GHREQ	1	102215901	1		
40	940GHREQ	1	103015901	1		



L=160

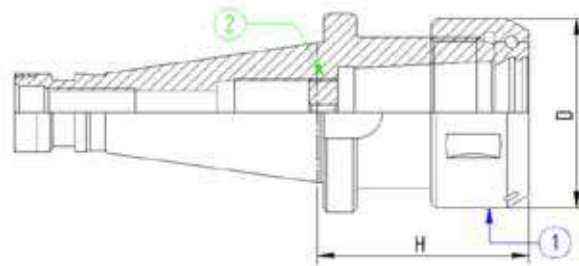
Codice	ISO	Descrizione	ER	D	H	D3
540PP410	40	ISO40 DIN2080 P/P H160 ER16	16	32	160	34
540PP413	40	ISO40 DIN2080 P/P H160 ER20	20	35	160	38
540PP416	40	ISO40 DIN2080 P/P H160 ER25	25	42	160	44
540PP420	40	ISO40 DIN2080 P/P H160 ER32	32	50	160	50
540PP426	40	ISO40 DIN2080 P/P H160 ER40	40	63	160	48
550PP410	50	ISO50 DIN2080 P/P H160 ER16	16	32	160	32
550PP413	50	ISO50 DIN2080 P/P H160 ER20	20	35	160	35
550PP416	50	ISO50 DIN2080 P/P H160 ER25	25	42	160	44
550PP420	50	ISO50 DIN2080 P/P H160 ER32	32	50	160	50
550PP426	50	ISO50 DIN2080 P/P H160 ER40	40	63	160	60

L=200

Codice	ISO	Descrizione	ER	D	H	D3
540PP510	40	ISO40 DIN2080 P/P H200 ER16	16	32	200	36
540PP513	40	ISO40 DIN2080 P/P H200 ER20	20	35	200	40
540PP516	40	ISO40 DIN2080 P/P H200 ER25	25	42	200	44
540PP520	40	ISO40 DIN2080 P/P H200 ER32	32	50	200	50
540PP526	40	ISO40 DIN2080 P/P H200 ER40	40	63	200	48
550PP510	50	ISO50 DIN2080 P/P H200 ER16	16	32	200	35
550PP513	50	ISO50 DIN2080 P/P H200 ER20	20	35	200	38
550PP516	50	ISO50 DIN2080 P/P H200 ER25	25	42	200	44
550PP520	50	ISO50 DIN2080 P/P H200 ER32	32	50	200	50
550PP526	50	ISO50 DIN2080 P/P H200 ER40	40	63	200	60





COMPONENTI - SPARE PARTS - PIECES DETACHEES - ERSATZTEILE

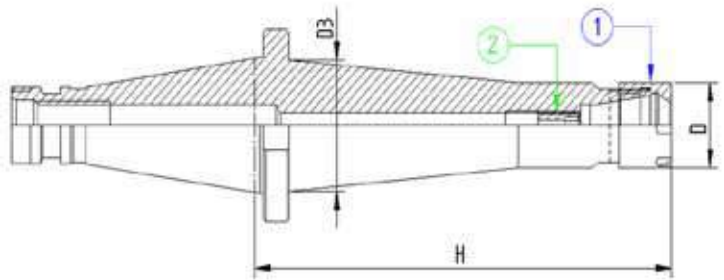
ER	Ghiera	Q.tà	Grano Interno	Q.tà	Anello x ISO 40	Anello x ISO 50
16	916GHREQ	1	101001601	1	50010001	50010002
20	920GHREQ	1	101001601	1		
25	925GHREQ	1	101815801	1		
32	932GHREQ	1	102215901	1		
40	940GHREQ	1	103015901	1		



Codice	ISO	Descrizione	EOC	D	H
540PO116	40	ISO40 DIN2080 P/P H70 EOC16	16	43	70
540PO125	40	ISO40 DIN2080 P/P H70 EOC25	25	60	70
540PO132	40	ISO40 DIN2080 P/P H85 EOC32	32	72	85
550PO116	50	ISO50 DIN2080 P/P H70 EOC16	16	43	70
550PO125	50	ISO50 DIN2080 P/P H70 EOC25	25	60	70
550PO132	50	ISO50 DIN2080 P/P H85 EOC32	32	72	85

COMPONENTI - SPARE PARTS - PIECES DETACHEES - ERSATZTEILE

EOC	Ghiera	Q.tà	Grano Int.	Q.tà	Anello x ISO 40	Anello x ISO 50
						
16	916GHROS	1	101815801	1	50010001	50010002
25	925GHROS	1	102715901	1		
32	932GHROS	1	102715901	1		





PORTAPINZA MINI L= 100

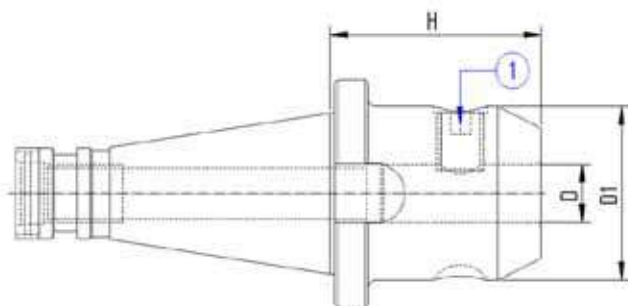
Codice	ISO	Descrizione	ER MINI	H	D	D3
540PM207	40	ISO40 DIN2080 P/P H100 ER11MINI	11	100	16	20
540PM210	40	ISO40 DIN2080 P/P H100 ER16MINI	16	100	22	26
540PM213	40	ISO40 DIN2080 P/P H100 ER20MINI	20	100	28	30
540PM216	40	ISO40 DIN2080 P/P H100 ER25MINI	25	100	35	30
550PM210	50	ISO50 DIN2080 P/P H.100 ER16MINI	16	100	22	26
550PM213	50	ISO50 DIN2080 P/P H.100 ER20MINI	20	100	28	30
550PM216	50	ISO50 DIN2080 P/P H.100 ER25MINI	25	100	35	30

PORTAPINZA MINI L= 160

Codice	ISO	Descrizione	ER MINI	H	D	D3
540PM410	40	ISO40 DIN2080 P/P H160 ER16MINI	16	160	22	28
540PM413	40	ISO40 DIN2080 P/P H160 ER20MINI	20	160	28	32
540PM416	40	ISO40 DIN2080 P/P H160 ER25MINI	25	160	35	30
550PM410	50	ISO50 DIN2080 P/P H160 ER16MINI	16	160	22	26
550PM413	50	ISO50 DIN2080 P/P H160 ER20MINI	20	160	28	32
550PM416	50	ISO50 DIN2080 P/P H160 ER25MINI	25	160	35	30

COMPONENTI - SPARE PARTS - PIECES DETACHEES - ERSATZTEILE

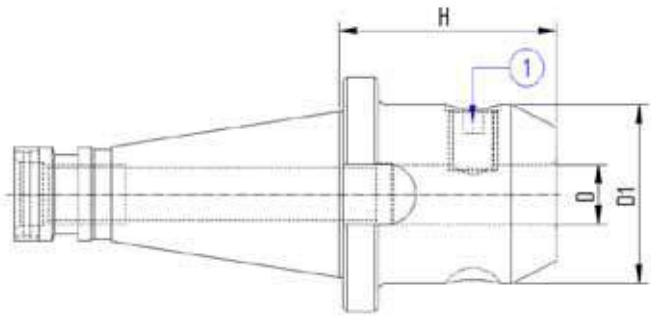
ERM	Ghiera	Q.tà	Grano int.	Q.tà	Anello x ISO 40	Anello x ISO 50
						
11	911GHRMN	1	100601001	1	500100001	500100002
16	916GHRMN	1	101001601	1		
20	920GHRMN	1	101001601	1		
25	925GHRMN	1	101815801	1		



Codice	ISO	Descrizione	D	D1	H
540WLD06	40	ISO40 DIN2080 WELDON H50 D.6	6	25	50
540WLD08	40	ISO40 DIN2080 WELDON H50 D.8	8	28	50
540WLD10	40	ISO40 DIN2080 WELDON H50 D.10	10	35	50
540WLD12	40	ISO40 DIN2080 WELDON H50 D.12	12	42	50
540WLD14	40	ISO40 DIN2080 WELDON H50 D.14	14	44	50
540WLD16	40	ISO40 DIN2080 WELDON H63 D.16	16	48	63
540WLD18	40	ISO40 DIN2080 WELDON H63 D.18	18	50	63
540WLD20	40	ISO40 DIN2080 WELDON H63 D.20	20	52	63
540WLD25	40	ISO40 DIN2080 WELDON H90 D.25	25	63	90
540WLD32	40	ISO40 DIN2080 WELDON H90 D.32	32	72	90
540WLD40	40	ISO40 DIN2080 WELDON H90 D.40	40	79	90
550WLD06	50	ISO50 DIN2080 WELDON H50 D.6	6	25	50
550WLD08	50	ISO50 DIN2080 WELDON H50 D.8	8	28	50
550WLD10	50	ISO50 DIN2080 WELDON H63 D.10	10	35	63
550WLD12	50	ISO50 DIN2080 WELDON H63 D.12	12	42	63
550WLD14	50	ISO50 DIN2080 WELDON H63 D.14	14	44	63
550WLD16	50	ISO50 DIN2080 WELDON H63 D.16	16	48	63
550WLD18	50	ISO50 DIN2080 WELDON H63 D.18	18	50	63
550WLD20	50	ISO50 DIN2080 WELDON H63 D.20	20	52	63
550WLD25	50	ISO50 DIN2080 WELDON H80 D.25	25	65	80
550WLD32	50	ISO50 DIN2080 WELDON H85 D.32	32	72	85
550WLD40	50	ISO50 DIN2080 WELDON H95 D.40	40	78	95

COMPONENTI - SPARE PARTS - PIECES DETACHEES - ERSATZTEILE




Ø WLD	Grano	Q.tà	Anello x ISO 40	Anello x ISO 50
				
6	100601002	1	500100001	500100002
8	100801002	1		
10	101001202	1		
12 - 14	101201602	1		
16 - 18	101401602	1		
20	101601602	1		
25	101802002	2		
32 - 40	102002002	2		

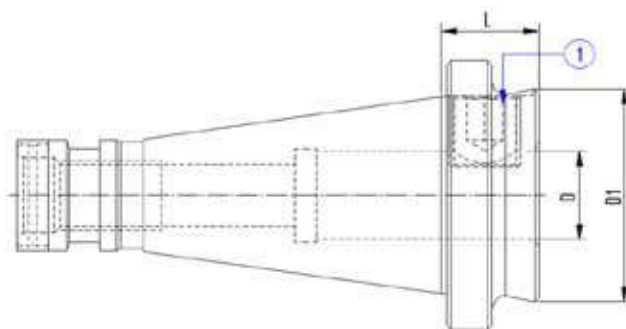


L=100

Codice	ISO	Descrizione	D	D1	H
540WE206	40	ISO40 DIN2080 H100 WELDON D6	6	25	100
540WE208	40	ISO40 DIN2080 H100 WELDON D8	8	28	100
540WE210	40	ISO40 DIN2080 H100 WELDON D10	10	35	100
540WE212	40	ISO40 DIN2080 H100 WELDON D12	12	42	100
540WE214	40	ISO40 DIN2080 H100 WELDON D14	14	44	100
540WE216	40	ISO40 DIN2080 H100 WELDON D16	16	48	100
540WE218	40	ISO40 DIN2080 H100 WELDON D18	18	48	100
540WE220	40	ISO40 DIN2080 H100 WELDON D20	20	52	100
540WE225	40	ISO40 DIN2080 H100 WELDON D25	25	64	100
540WE232	40	ISO40 DIN2080 H100 WELDON D32	32	72	100
550WE206	50	ISO50 DIN2080 H100 WELDON D6	6	25	100
550WE208	50	ISO50 DIN2080 H100 WELDON D8	8	28	100
550WE210	50	ISO50 DIN2080 H100 WELDON D10	10	35	100
550WE212	50	ISO50 DIN2080 H100 WELDON D12	12	42	100
550WE214	50	ISO50 DIN2080 H100 WELDON D14	14	44	100
550WE216	50	ISO50 DIN2080 H100 WELDON D16	16	48	100
550WE218	50	ISO50 DIN2080 H100 WELDON D18	18	50	100
550WE220	50	ISO50 DIN2080 H100 WELDON D20	20	52	100
550WE225	50	ISO50 DIN2080 H100 WELDON D25	25	65	100
550WE232	50	ISO50 DIN2080 H100 WELDON D32	32	72	100




COMPONENTI - SPARE PARTS - PIECES DETACHEES - ERSATZTEILE

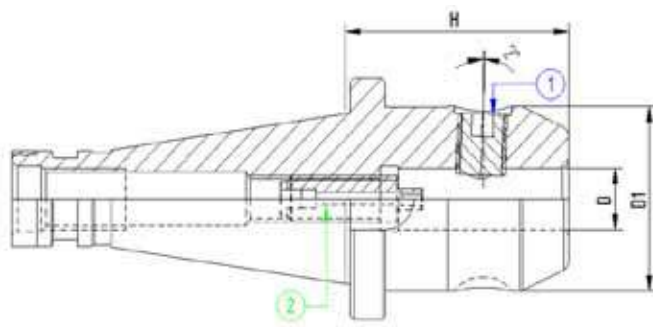
Ø WE	Grano	Q.tà	Anello x ISO 40	Anello x ISO 50
				
6	100601002	1	500100001	500100002
8	100801002	1		
10	101001202	1		
12 - 14	101201602	1		
16 - 18	101401602	1		
20	101601602	1		
25	101802002	2		
32	102002002	2		



Codice	ISO	Descrizione	D	D1	L
540WLC16	40	ISO40 DIN2080 H22 WELDON D16	16	48	22
540WLC20	40	ISO40 DIN2080 H22 WELDON D20	20	48	22
540WLC25	40	ISO40 DIN2080 H22 WELDON D25	25	48	22
540WLC32	40	ISO40 DIN2080 H55 WELDON D32	32	61	55
550WLC16	50	ISO50 DIN2080 H20 WELDON D16	16	48	20
550WLC20	50	ISO50 DIN2080 H20 WELDON D20	20	48	20
550WLC25	50	ISO50 DIN2080 H20 WELDON D25	25	65	20
550WLC32	50	ISO50 DIN2080 H35 WELDON D32	32	72	35





COMPONENTI - SPARE PARTS - PIECES DETACHEES - ERSATZTEILE

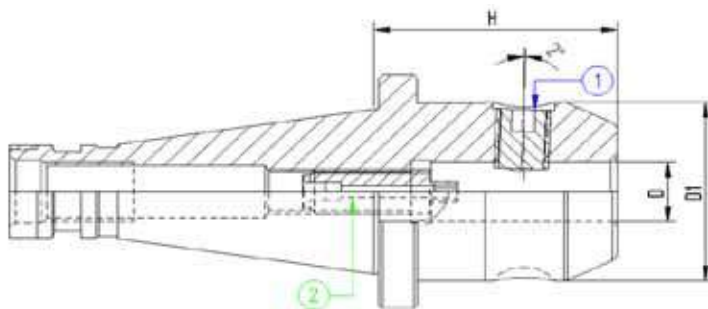
Tipo Cono	Ø WLC	Grano	Q.tà	Anello x ISO 40	Anello x ISO 50
					
ISO 40 - 50	16	101401602	1	500100001	500100002
	20	101601602	1		
	25	101601602	1		
	32	102002002	1		



Codice	ISO	Descrizione	D	D1	H
540WHN06	40	ISO40 DIN2080 W.NOTCH H50 D.6	6	25	50
540WHN08	40	ISO40 DIN2080 W.NOTCH H50 D.8	8	28	50
540WHN10	40	ISO40 DIN2080 W.NOTCH H50 D.10	10	35	50
540WHN12	40	ISO40 DIN2080 W.NOTCH H50 D.12	12	42	50
540WHN14	40	ISO40 DIN2080 W.NOTCH H50 D.14	14	44	50
540WHN16	40	ISO40 DIN2080 W.NOTCH H63 D.16	16	48	63
540WHN18	40	ISO40 DIN2080 W.NOTCH H63 D.18	18	50	63
540WHN20	40	ISO40 DIN2080 W.NOTCH H63 D.20	20	52	63
540WHN25	40	ISO40 DIN2080 W.NOTCH H90 D.25	25	65	90
540WHN32	40	ISO40 DIN2080 W.NOTCH H90 D.32	32	72	90



COMPONENTI - SPARE PARTS - PIECES DETACHEES - ERSATZTEILE

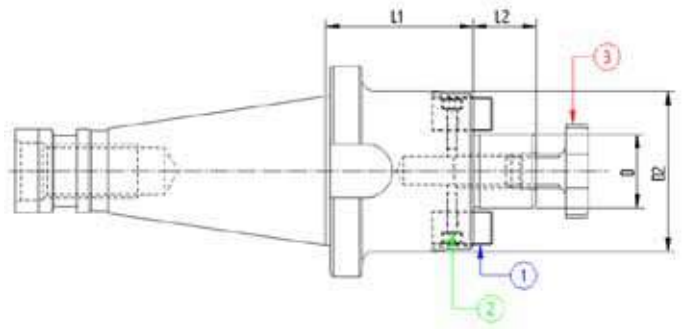
Ø WHN	Grano	Q.tà	Vite	Q.tà	Anello x ISO 40	Anello x ISO 50
						
	1		2			
6	100601002	1	100501601	1	500100001	500100002
8	100801002	1	100601601	1		
10	101001202	1	100801601	1		
12 - 14	101201602	1	101002501	1		
16 - 18	101401602	1	101204001	1		
20	101601602	1	101603501	1		
25	101802002	2	102002001	1		
32	102002002	2	102002001	1		



Codice	ISO	Descrizione	D	D1	H
550WHN06	50	ISO50 DIN2080 W.NOTCH H50 D.6	6	25	50
550WHN08	50	ISO50 DIN2080 W.NOTCH H50 D.8	8	28	50
550WHN10	50	ISO50 DIN2080 W.NOTCH H63 D.10	10	35	63
550WHN12	50	ISO50 DIN2080 W.NOTCH H63 D.12	12	42	63
550WHN14	50	ISO50 DIN2080 W.NOTCH H63 D.14	14	44	63
550WHN16	50	ISO50 DIN2080 W.NOTCH H63 D.16	16	48	63
550WHN18	50	ISO50 DIN2080 W.NOTCH H63 D.18	18	50	63
550WHN20	50	ISO50 DIN2080 W.NOTCH H63 D.20	20	52	63
550WHN25	50	ISO50 DIN2080 W.NOTCH H80 D.25	25	65	80
550WHN32	50	ISO50 DIN2080 W.NOTCH H85 D.32	32	72	85
550WHN40	50	ISO50 DIN2080 W.NOTCH H95 D.40	40	80	95




COMPONENTI - SPARE PARTS - PIECES DETACHEES - ERSATZTEILE

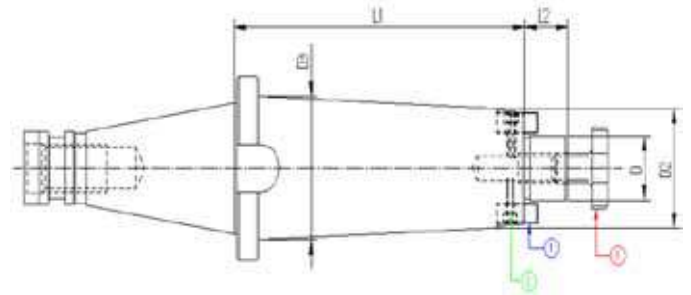
Ø WHN	Grano	Q.tà	Vite	Q.tà	Anello x ISO 40	Anello x ISO 50
						
6	100601002	1	100501601	1	500100001	500100002
8	100801002	1	100601601	1		
10	101001202	1	100801601	1		
12 - 14	101201602	1	101002501	1		
16 - 18	101401602	1	101204001	1		
20	101601602	1	101603501	1		
25	101802002	2	102002001	1		
32 - 40	102002002	2	102002001	1		



Codice	ISO	Descrizione	D	L1	D2	L2
540PF116	40	ISO40 DIN2080 P/F FISSO H45 D16	16	45	38	17
540PF122	40	ISO40 DIN2080 P/F FISSO H45 D22	22	45	48	19
540PF127	40	ISO40 DIN2080 P/F FISSO H45 D27	27	45	58	21
540PF132	40	ISO40 DIN2080 P/F FISSO H50 D32	32	50	78	24
540PF140	40	ISO40 DIN2080 P/F FISSO H55 D40	40	55	88	27
550PF116	50	ISO50 DIN2080 P/F FISSO H45 D16	16	45	38	17
550PF122	50	ISO50 DIN2080 P/F FISSO H45 D22	22	45	48	19
550PF127	50	ISO50 DIN2080 P/F FISSO H45 D27	27	45	58	21
550PF132	50	ISO50 DIN2080 P/F FISSO H50 D32	32	50	78	24
550PF140	50	ISO50 DIN2080 P/F FISSO H50 D40	40	50	88	27

COMPONENTI - SPARE PARTS - PIECES DETACHEES - ERSATZTEILE

D / D2	Tassello	Q.tà	Vite Tassello	Q.tà	Vite a Croce	Q.tà
						
16 / 38	916TSL11	2	110301201	2	916VTC02	1
22 / 48	922TSL11	2	110401201	2	922VTC02	1
27 / 58	927TSL11	2	110501601	2	927VTC02	1
32 / 78	932TSL12	2	110602001	2	932VTC02	1
40 / 88	940TSL11	2	110602001	2	940VTC02	1





L=100

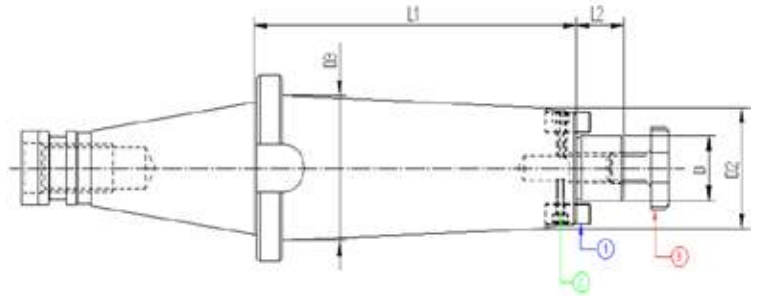
Codice	ISO	Descrizione	D	L1	D2	L2	D3
540PF216	40	ISO40 DIN2080 P/F FISSO H100 D.16	16	100	38	17	38
540PF222	40	ISO40 DIN2080 P/F FISSO H100 D.22	22	100	48	19	48
540PF227	40	ISO40 DIN2080 P/F FISSO H100 D.27	27	100	58	21	58
540PF232	40	ISO40 DIN2080 P/F FISSO H100 D.32	32	100	66	24	61
540PF240	40	ISO40 DIN2080 P/F FISSO H100 D.40	40	100	88	27	61
550PF216	50	ISO50 DIN2080 P/F FISSO H100 D.16	16	100	38	17	38
550PF222	50	ISO50 DIN2080 P/F FISSO H100 D.22	22	100	48	19	48
550PF227	50	ISO50 DIN2080 P/F FISSO H100 D.27	27	100	58	21	58
550PF232	50	ISO50 DIN2080 P/F FISSO H100 D.32	32	100	66	24	66
550PF240	50	ISO50 DIN2080 P/F FISSO H100 D.40	40	100	88	27	70

L=130

Codice	ISO	Descrizione	D	L1	D2	L2	D3
540PF316	40	ISO40 DIN2080 P/F FISSO H130 D.16	16	130	38	17	38
540PF322	40	ISO40 DIN2080 P/F FISSO H130 D.22	22	130	48	19	61
540PF327	40	ISO40 DIN2080 P/F FISSO H130 D.27	27	130	58	21	58
540PF332	40	ISO40 DIN2080 P/F FISSO H130 D.32	32	130	66	24	45
540PF340	40	ISO40 DIN2080 P/F FISSO H130 D.40	40	130	88	27	61
550PF316	50	ISO50 DIN2080 P/F FISSO H130 D.16	16	130	38	17	45
550PF322	50	ISO50 DIN2080 P/F FISSO H130 D.22	22	130	48	19	48
550PF327	50	ISO50 DIN2080 P/F FISSO H130 D.27	27	130	58	21	58
550PF332	50	ISO50 DIN2080 P/F FISSO H130 D.32	32	130	66	24	66
550PF340	50	ISO50 DIN2080 P/F FISSO H130 D.40	40	130	88	27	80

COMPONENTI - SPARE PARTS - PIECES DETACHEES - ERSATZTEILE

D / D2	Tassello	Q.tà	Vite Tassello	Q.tà	Vite a Croce	Q.tà
						
16 / 38	916TSL11	2	110301201	2	916VTC02	1
22 / 48	922TSL11	2	110401201	2	922VTC02	1
27 / 58	927TSL11	2	110501601	2	927VTC02	1
32 / 66	932TSL11	2	110602001	2	932VTC02	1
40 / 88	940TSL11	2	110602001	2	940VTC02	1






L=160

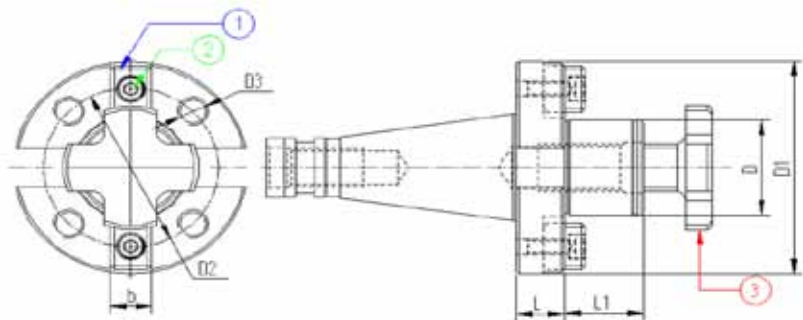
Codice	ISO	Descrizione	D	L1	D2	L2	D3
540PF416	40	ISO40 DIN2080 P/F FISSO H160 D.16	16	160	38	17	38
540PF422	40	ISO40 DIN2080 P/F FISSO H160 D.22	22	160	48	19	48
540PF427	40	ISO40 DIN2080 P/F FISSO H160 D.27	27	160	58	21	58
540PF432	40	ISO40 DIN2080 P/F FISSO H160 D.32	32	160	66	24	61
540PF440	40	ISO40 DIN2080 P/F FISSO H160 D.40	40	160	88	27	50
550PF416	50	ISO50 DIN2080 P/F FISSO H160 D.16	16	160	38	17	38
550PF422	50	ISO50 DIN2080 P/F FISSO H160 D.22	22	160	48	19	48
550PF427	50	ISO50 DIN2080 P/F FISSO H160 D.27	27	160	58	21	58
550PF432	50	ISO50 DIN2080 P/F FISSO H160 D.32	32	160	66	24	66
550PF440	50	ISO50 DIN2080 P/F FISSO H160 D.40	40	160	88	27	70

L=200

Codice	ISO	Descrizione	D	L1	D2	L2	D3
540PF516	40	ISO40 DIN2080 P/F FISSO H200 D.16	16	200	38	17	38
540PF522	40	ISO40 DIN2080 P/F FISSO H200 D.22	22	200	48	19	48
540PF527	40	ISO40 DIN2080 P/F FISSO H200 D.27	27	200	58	21	58
540PF532	40	ISO40 DIN2080 P/F FISSO H200 D.32	32	200	66	24	61
540PF540	40	ISO40 DIN2080 P/F FISSO H200 D.40	40	200	88	27	61
550PF516	50	ISO50 DIN2080 P/F FISSO H200 D.16	16	200	38	17	48
550PF522	50	ISO50 DIN2080 P/F FISSO H200 D.22	22	200	48	19	64
550PF527	50	ISO50 DIN2080 P/F FISSO H200 D.27	27	200	58	21	58
550PF532	50	ISO50 DIN2080 P/F FISSO H200 D.32	32	200	66	24	66
550PF540	50	ISO50 DIN2080 P/F FISSO H200 D.40	40	200	88	27	70

COMPONENTI - SPARE PARTS - PIECES DETACHEES - ERSATZTEILE

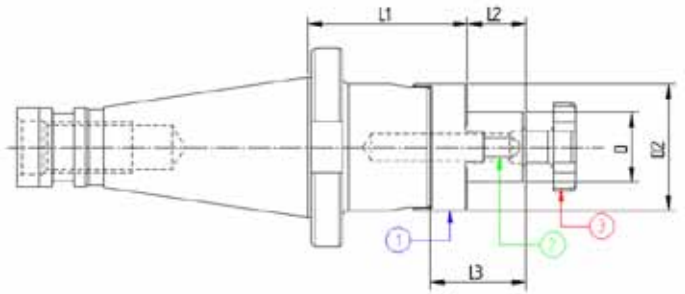
D / D2	Tassello	Q.tà	Vite Tassello	Q.tà	Vite a Croce	Q.tà
16 / 38		2		2		1
22 / 48	916TSL11	2	110301201	2	916VTC02	1
27 / 58	922TSL11	2	110401201	2	922VTC02	1
32 / 66	927TSL11	2	110501601	2	927VTC02	1
40 / 88	932TSL11	2	110602001	2	932VTC02	1
	940TSL11	2	110602001	2	940VTC02	1



Codice	ISO	Descrizione	D	L	L1	D1	D2	D3	b
540PI140	40	ISO40 DIN2080 P/F TRA. FR. H20 D40	40	20	30	89	66.7	M12	15.9
550PI140	50	ISO50 DIN2080 P/F TRA. FR. H30 D40	40	30	30	89	66.7	M12	15.9
550PI160	50	ISO50 DIN2080 P/F TRA. FR. H30 D60	60	30	40	129	101.6	M16	25.4




COMPONENTI - SPARE PARTS - PIECES DETACHEES - ERSATZTEILE

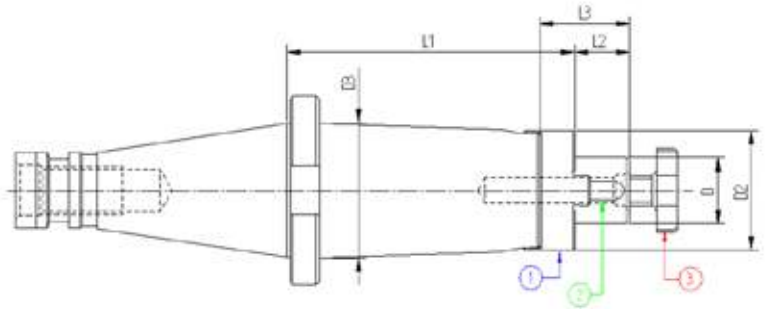
D	Tassello	Q.tà	Vite Tassello	Q.tà	Vite a Croce	Q.tà
						
	1		2		3	
40	940TSL04	2	110601601	2	940VTC02	1
60	960TSL04	2	111202501	2	NON FORNITA	-



Codice	ISO	Descrizione	D	L1	L2	L3	D2
540PU116	40	ISO40 DIN2080 P/F UNIV.H52 D.16	16	52	17	27	32
540PU122	40	ISO40 DIN2080 P/F UNIV.H52 D.22	22	52	19	31	40
540PU127	40	ISO40 DIN2080 P/F UNIV.H52 D.27	27	52	21	33	48
540PU132	40	ISO40 DIN2080 P/F UNIV.H52 D.32	32	52	24	38	58
540PU140	40	ISO40 DIN2080 P/F UNIV.H52 D.40	40	52	27	41	70
550PU116	50	ISO50 DIN2080 P/F UNIV.H55 D.16	16	55	17	27	32
550PU122	50	ISO50 DIN2080 P/F UNIV.H55 D.22	22	55	19	31	40
550PU127	50	ISO50 DIN2080 P/F UNIV.H55 D.27	27	55	21	33	48
550PU132	50	ISO50 DIN2080 P/F UNIV.H55 D.32	32	55	24	38	58
550PU140	50	ISO50 DIN2080 P/F UNIV.H55 D.40	40	55	27	41	70

COMPONENTI - SPARE PARTS - PIECES DETACHEES - ERSATZTEILE

D	Giunto	Q.tà	Linguetta	Q.tà	Vite a croce	Q.tà
						
16	916GNT01	1	170402004	1	916VTC02	1
22	922GNT01	1	170602506	1	922VTC02	1
27	927GNT01	1	170702507	1	927VTC02	1
32	932GNT01	1	170802807	1	932VTC02	1
40	940GNT01	1	171003208	1	940VTC02	1






L=100

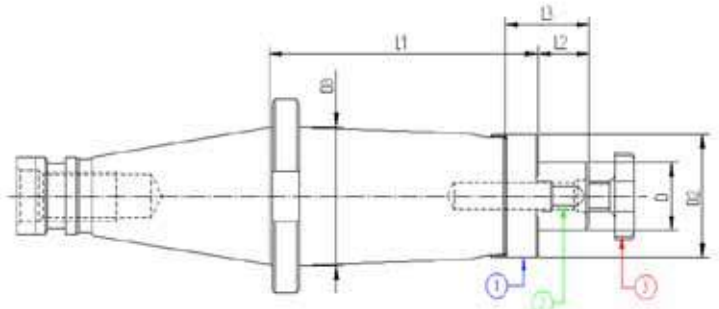
Codice	ISO	Descrizione	D	L1	L2	L3	D2	D3
540PU216	40	ISO40 DIN2080 P/F UNIV.H100 D.16	16	100	17	27	32	40
540PU222	40	ISO40 DIN2080 P/F UNIV.H100 D.22	22	100	19	31	40	44
540PU227	40	ISO40 DIN2080 P/F UNIV.H100 D.27	27	100	21	33	48	-
540PU232	40	ISO40 DIN2080 P/F UNIV.H100 D.32	32	100	24	38	58	-
540PU240	40	ISO40 DIN2080 P/F UNIV.H100 D.40	40	100	27	41	70	-
550PU216	50	ISO50 DIN2080 P/F UNIV.H100 D.16	16	100	17	27	32	50
550PU222	50	ISO50 DIN2080 P/F UNIV.H100 D.22	22	100	19	31	40	60
550PU227	50	ISO50 DIN2080 P/F UNIV.H100 D.27	27	100	21	33	48	60
550PU232	50	ISO50 DIN2080 P/F UNIV.H100 D.32	32	100	24	38	58	-
550PU240	50	ISO50 DIN2080 P/F UNIV.H100 D.40	40	100	27	41	70	-

L=130

Codice	ISO	Descrizione	D	L1	L2	L3	D2	D3
540PU316	40	ISO40 DIN2080 P/F UNIV.H130 D.16	16	130	17	27	32	40
540PU322	40	ISO40 DIN2080 P/F UNIV.H130 D.22	22	130	19	31	44	40
540PU327	40	ISO40 DIN2080 P/F UNIV.H130 D.27	27	130	21	33	48	-
540PU332	40	ISO40 DIN2080 P/F UNIV.H130 D.32	32	130	24	38	58	-
540PU340	40	ISO40 DIN2080 P/F UNIV.H130 D.40	40	130	27	41	70	50
550PU316	50	ISO50 DIN2080 P/F UNIV.H130 D.16	16	130	17	27	32	50
550PU322	50	ISO50 DIN2080 P/F UNIV.H130 D.22	22	130	19	31	40	60
550PU327	50	ISO50 DIN2080 P/F UNIV.H130 D.27	27	130	21	33	48	60
550PU332	50	ISO50 DIN2080 P/F UNIV.H130 D.32	32	130	24	38	58	-
550PU340	50	ISO50 DIN2080 P/F UNIV.H130 D.40	40	130	27	41	70	-

COMPONENTI - SPARE PARTS - PIECES DETACHEES - ERSATZTEILE

D	Giunto	Q.tà	Linguetta	Q.tà	Vite a croce	Q.tà
16	 916GNT01	1	 170402004	1	 916VTC02	1
22	922GNT01	1	170602506	1	922VTC02	1
27	927GNT01	1	170702507	1	927VTC02	1
32	932GNT01	1	170802807	1	932VTC02	1
40	940GNT01	1	171003208	1	940VTC02	1






L=160

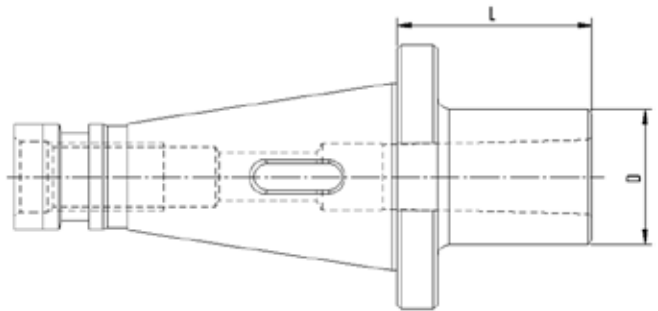
Codice	ISO	Descrizione	D	L1	L2	L3	D2	D3
540PU416	40	ISO40 DIN2080 P/F UNIV.H160 D.16	16	160	17	27	32	40
540PU422	40	ISO40 DIN2080 P/F UNIV.H160 D.22	22	160	19	31	40	44
540PU427	40	ISO40 DIN2080 P/F UNIV.H160 D.27	27	160	21	33	48	-
540PU432	40	ISO40 DIN2080 P/F UNIV.H160 D.32	32	160	24	38	58	-
540PU440	40	ISO40 DIN2080 P/F UNIV.H160 D.40	40	160	27	41	70	50
550PU416	50	ISO50 DIN2080 P/F UNIV.H160 D.16	16	160	17	27	32	50
550PU422	50	ISO50 DIN2080 P/F UNIV.H160 D.22	22	160	19	31	40	60
550PU427	50	ISO50 DIN2080 P/F UNIV.H160 D.27	27	160	21	33	48	60
550PU432	50	ISO50 DIN2080 P/F UNIV.H160 D.32	32	160	24	38	58	-
550PU440	50	ISO50 DIN2080 P/F UNIV.H160 D.40	40	160	27	41	70	-

L=200

Codice	ISO	Descrizione	D	L1	L2	L3	D2	D3
540PU516	40	ISO40 DIN2080 P/F UNIV.H200 D.16	16	200	17	27	32	40
540PU522	40	ISO40 DIN2080 P/F UNIV.H200 D.22	22	200	19	31	40	44
540PU527	40	ISO40 DIN2080 P/F UNIV.H200 D.27	27	200	21	33	48	-
540PU532	40	ISO40 DIN2080 P/F UNIV.H200 D.32	32	200	24	38	58	-
540PU540	40	ISO40 DIN2080 P/F UNIV.H200 D.40	40	200	27	41	70	50
550PU516	50	ISO50 DIN2080 P/F UNIV.H200 D.16	16	200	17	27	32	50
550PU522	50	ISO50 DIN2080 P/F UNIV.H200 D.22	22	200	19	31	40	60
550PU527	50	ISO50 DIN2080 P/F UNIV.H200 D.27	27	200	21	33	48	60
550PU532	50	ISO50 DIN2080 P/F UNIV.H200 D.32	32	200	24	38	58	-
550PU540	50	ISO50 DIN2080 P/F UNIV.H200 D.40	40	200	27	41	70	-





COMPONENTI - SPARE PARTS - PIECES DETACHEES - ERSATZTEILE

D	Giunto	Q.tà	Linguetta	Q.tà	Vite a croce	Q.tà
						
16	916GNT01	1	170402004	1	916VTC02	1
22	922GNT01	1	170602506	1	922VTC02	1
27	927GNT01	1	170702507	1	927VTC02	1
32	932GNT01	1	170802807	1	932VTC02	1
40	940GNT01	1	171003208	1	940VTC02	1

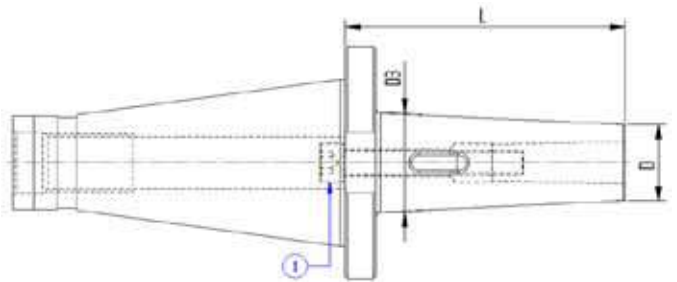


Codice	ISO	Descrizione	MORSE	D	L
540MP101	40	ISO40 DIN2080 H50 CM1 PUNTE	1	25	50
540MP102	40	ISO40 DIN2080 H50 CM2 PUNTE	2	32	50
540MP103	40	ISO40 DIN2080 H65 CM3 PUNTE	3	40	65
540MP104	40	ISO40 DIN2080 H95 CM4 PUNTE	4	48	95
550MP101	50	ISO50 DIN2080 H45 CM1 PUNTE	1	25	45
550MP102	50	ISO50 DIN2080 H60 CM2 PUNTE	2	32	60
550MP103	50	ISO50 DIN2080 H65 CM3 PUNTE	3	40	65
550MP104	50	ISO50 DIN2080 H70 CM4 PUNTE	4	48	70
550MP105	50	ISO50 DIN2080 H100 CM5 PUNTE	5	63	100

COMPONENTI - SPARE PARTS - PIECES DETACHEES - ERSATZTEILE





ISO	TIPO	Vite	Q.tà	GHIERA	Q.tà	Anello x ISO 40	Anello x ISO 50
							
		1		2			
40	CM1	110604501	1	-	-	50010001	50010002
40	CM2	111004014	1	-	-		
40	CM3	110604501	1	121202806	1		
40	CM4	-	-	-	-		
50	CM1	110604501	1	-	-		
50	CM2	111004501	1	-	-		
50	CM3	111205501	1	-	-		
50	CM4	111606015	1	-	-		
50	CM5	111205501	1	122004312	1		

VITI FORNITE SOLO NEL CASO DI MANDRINO COMBINATO

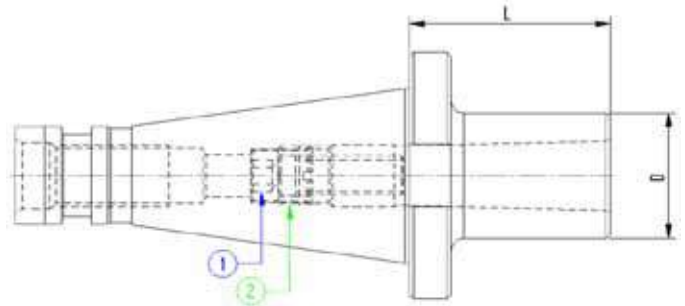


Codice	ISO	Descrizione	Morse	D	D3	L
540MP201	40	ISO40 DIN2080 H92 CM1 PUNTE	1	25	18	92
540MP202	40	ISO40 DIN2080 H109 CM2 PUNTE	2	32	25	109
540MP203	40	ISO40 DIN2080 H129 CM3 PUNTE	3	40	33	129
540MP204	40	ISO40 DIN2080 H152 CM4 PUNTE	4	48	40	152
550MP201	50	ISO50 DIN2080 H120 CM1 PUNTE	1	25	18	120
550MP202	50	ISO50 DIN2080 H140 CM2 PUNTE	2	32	25	140
550MP203	50	ISO50 DIN2080 H150 CM3 PUNTE	3	40	33	150
550MP204	50	ISO50 DIN2080 H180 CM4 PUNTE	4	48	40	180
550MP205	50	ISO50 DIN2080 H220 CM5 PUNTE	5	63	55	220

COMPONENTI - SPARE PARTS - PIECES DETACHEES - ERSATZTEILE





ISO	TIPO	Vite	Q.tà	GHIERA	Q.tà	Anello x ISO 40	Anello x ISO 50
							
		1		2			
40	CM1	110603501	1	-	-	50010001	50010002
40	CM2	111004014	1	-	-		
40	CM3	110605501	1	121202806	1		
40	CM4	-	-	-	-		
50	CM1	110604501	1	-	-		
50	CM2	111006001	1	-	-		
50	CM3	111205501	1	-	-		
50	CM4	111606015	1	-	-		
50	CM5	111209001	1	122004312	1		

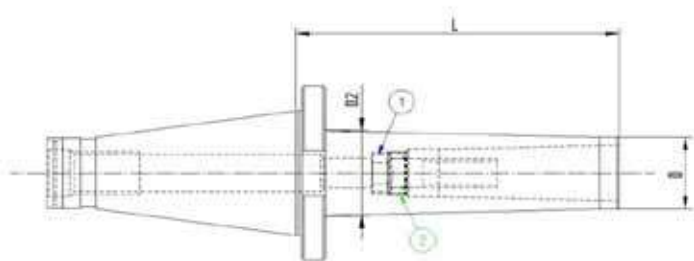
**VITI FORNITE SOLO NEL
CASO DI MANDRINO
COMBINATO**



Codice	ISO	Descrizione	MORSE	D	L
540MF101	40	ISO40 DIN2080 H50 CM1 FRESE	1	25	50
540MF102	40	ISO40 DIN2080 H50 CM2 FRESE	2	32	50
540MF103	40	ISO40 DIN2080 H65 CM3 FRESE	3	40	65
540MF104	40	ISO40 DIN2080 H95 CM4 FRESE	4	48	95
550MF101	50	ISO50 DIN2080 H45 CM1 FRESE	1	25	45
550MF102	50	ISO50 DIN2080 H60 CM2 FRESE	2	32	60
550MF103	50	ISO50 DIN2080 H65 CM3 FRESE	3	40	65
550MF104	50	ISO50 DIN2080 H65 CM4 FRESE	4	48	65
550MF105	50	ISO50 DIN2080 H120 CM5 FRESE	5	63	120

COMPONENTI - SPARE PARTS - PIECES DETACHEES - ERSATZTEILE

Tipo Cono	TIPO	Vite	Q.tà	Boccola	Q.tà	Anello x ISO 40	Anello x ISO 50
							
		1		2			
ISO 40 - 50	CM1	110603501	1	-	-	50010001	50010002
ISO 40 - 50	CM2	111003014	1	121500802	1		
ISO 40 - 50	CM3	111204003	1	122000603	1		
ISO 40 - 50	CM4	111605514	1	122400903	1		
ISO 40 - 50	CM5	112005003	1	123601104	1		



Codice	ISO	Descrizione	MORSE	L	D	D2
540MF201	40	ISO40 DIN2080 H115 CM1 FRESE	1	115	18	25
540MF202	40	ISO40 DIN2080 H115 CM2 FRESE	2	115	25	32
540MF203	40	ISO40 DIN2080 H115 CM3 FRESE	3	115	33	40
540MF204	40	ISO40 DIN2080 H165 CM4 FRESE	4	165	40	48
550MF201	50	ISO50 DIN2080 H115 CM1 FRESE	1	115	18	25
550MF202	50	ISO50 DIN2080 H115 CM2 FRESE	2	115	25	32
550MF203	50	ISO50 DIN2080 H115 CM3 FRESE	3	115	33	40
550MF204	50	ISO50 DIN2080 H165 CM4 FRESE	4	165	40	48
550MF205	50	ISO50 DIN2080 H200 CM5 FRESE	5	200	55	63

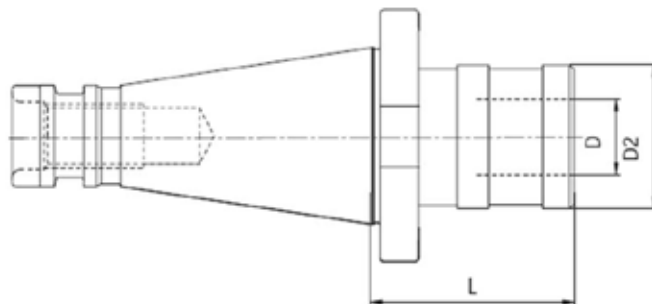
SU RICHIESTA LUNGHEZZE FINO A 350mm

COMPONENTI - SPARE PARTS - PIECES DETACHEES - ERSATZTEILE

Tipo Cono	TIPO	Vite	Q.tà	Boccola	Q.tà	Anello x ISO 40	Anello x ISO 50
-----------	------	------	------	---------	------	-----------------	-----------------



ISO 40 - 50	CM1	110603501	1	121206502	1	50010001	50010002
ISO 40 - 50	CM2	111003014	1	121500802	1		
ISO 40 - 50	CM3	111204003	1	122000603	1		
ISO 40 - 50	CM4	111604514	1	122400903	1		
ISO 40 - 50	CM5	112005003	1	123601104	1		



Codice	ISO	Descrizione	D	D2	L
540PCRM1	40	DIN2080 ISO40 M./PORTAM./C/R H52 GR.1	19	36	52
540PCRM2	40	DIN2080 ISO40 M./PORTAM./C/R H77 GR.2	31	53	77
550PCRM1	50	DIN2080 ISO50 M./PORTAM./C/R H60 GR.1	19	36	60
550PCRM2	50	DIN2080 ISO50 M./PORTAM./C/R H79 GR.2	31	53	79

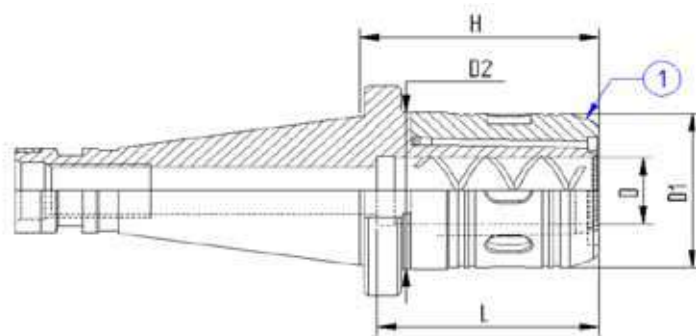
ACCESSORI - ACCESSORIES - ACCESSOIRES - ZUBEHÖR



RIF. PAGINA **312**



RIF. PAGINA **313**

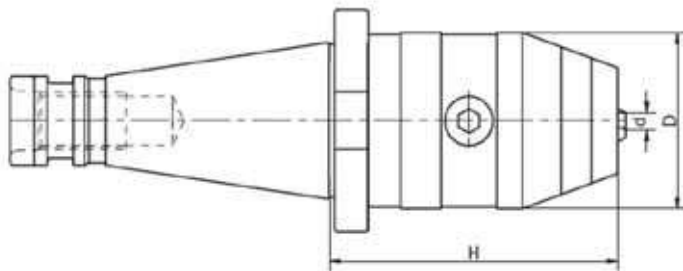


Codice	ISO	Descrizione	D	D1	D2	L	H
540FS120	40	DIN2080 ISO40 F. SERR. Ø20 H65	20	46	47	60	65
540FS132	40	DIN2080 ISO40 F. SERR. Ø32 H80	32	62	63	80	80
550FS120	50	DIN2080 ISO50 F. SERR. Ø20 H70	20	46	47	60	70
550FS132	50	DIN2080 ISO50 F. SERR. Ø32 H75	32	62	63	80	75

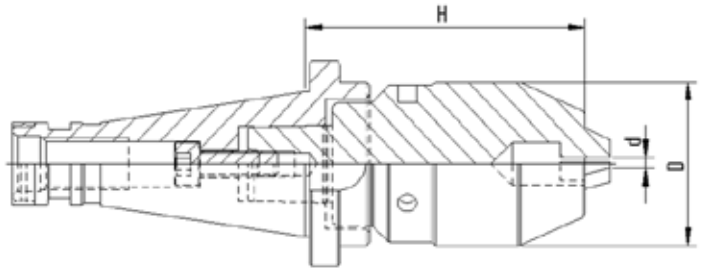
ACCESSORI - ACCESSORIES - ACCESSOIRES - ZUBEHÖR



RIF. PAGINA **315**

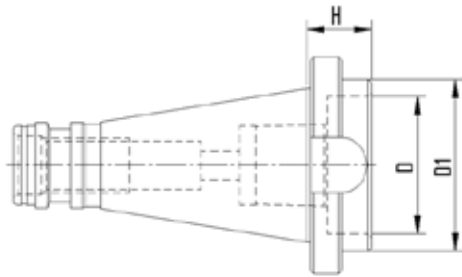


Codice	ISO	Descrizione	d	D	H
540MA013	40	DIN2080 ISO40 M./AUTOS. H85 D13	1-13	50	85
540MA016	40	DIN2080 ISO40 M./AUTOS. H90 D16	3-16	50	90
550MA013	50	DIN2080 ISO50 M./AUTOS. H90 D13	1-13	50	90
550MA016	50	DIN2080 ISO50 M./AUTOS. H95 D16	3-16	50	95



Codice	ISO	Descrizione	d	D	H
540MPI13	40	DIN2080 ISO40 M./PORTAP. / 1-13 H88	1-13	50	88
540MPI16	40	DIN2080 ISO40 M./PORTAP. / 3-16 H100	3-16	57	100
550MPI13	50	DIN2080 ISO50 M./PORTAP. / 1-13 H85	1-13	50	85
550MPI16	50	DIN2080 ISO50 M./PORTAP. / 3-16 H90	3-16	57	90

MANDRINI DI RICAMBIO - REPLACEMENT DRILL CHUCK HEADS - MANDRINS DE RECHANGE - ERSATZTEILE BOHRFUTTER



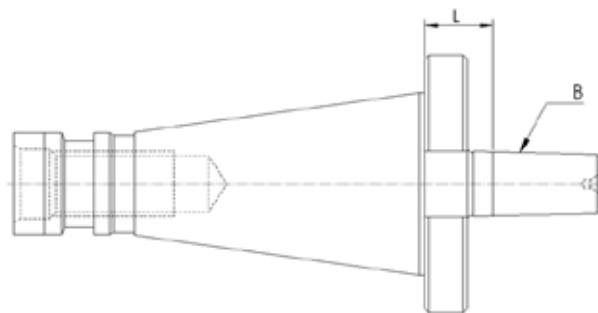
Codice	ISO	Descrizione	D	D1	H
540CPI13	40	DIN2080 ISO40 SOLO MANDRINO 1-13	40	50	21
540CPI16	40	DIN2080 ISO40 SOLO MANDRINO 3-16	44	50	26
550CPI13	50	DIN2080 ISO50 SOLO MANDRINO 1-13	40	50	16
550CPI16	50	DIN2080 ISO50 SOLO MANDRINO 3-16	44	-	15



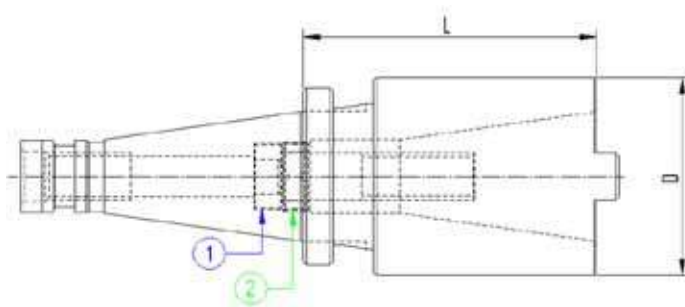
Codice	Descrizione
913INS01	INSERTO 1-13
916INS01	INSERTO 3-16

COMPONENTI - SPARE PARTS - PIECES DETACHEES - ERSATZTEILE

ISO	Vite	Q.tà
40	110802501	1
50	110803501	1






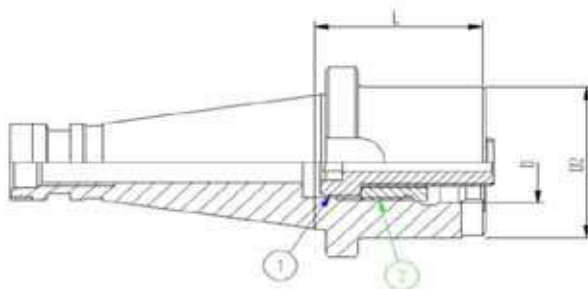
Codice	ISO	Descrizione	B	L
540MPP12	40	ISO40 PORTAPUNTE H18 B12	12	18
540MPP16	40	ISO40 PORTAPUNTE H18 B16	16	18
540MPP18	40	ISO40 PORTAPUNTE H18 B18	18	18
550MPP12	50	ISO50 PORTAPUNTE H20 B12	12	20
550MPP16	50	ISO50 PORTAPUNTE H20 B16	16	20
550MPP18	50	ISO50 PORTAPUNTE H20 B18	18	20



Codice	ISO	Descrizione	Rid. ISO	D	L
540ISO30	40	ISO40 RIDUZIONE H50 ISO30	30	50	50
540ISO40	40	ISO40 RIDUZIONE H100 ISO40	40	68	100
550ISO30	50	ISO50 RIDUZIONE H16 ISO30	30	50	16
550ISO40	50	ISO50 RIDUZIONE H63 ISO40	40	68	63
550ISO50	50	ISO50 RIDUZIONE H100 ISO50	50	100	100



COMPONENTI - SPARE PARTS - PIECES DETACHEES - ERSATZTEILE

ISO	Vite per TC-BT	Q.tà	Vite per DIN2080	Q.tà	Ghiera	Q.tà
						
	1		1		2	
40-30	111205501	1	111203001	1	122000603	1
40-40	111606514	1	111604514	1	122400903	1
50-30	111205501	1	111203001	1	122000603	1
50-40	111606514	1	111604514	1	122400903	1
50-50	112409004	1	112406004	1	124020002	1



Codice	ISO	Descrizione	D	D2	L
540VL150	40	DIN2080 ISO40 MODULARE 50 H50	27	50	50
540VL163	40	DIN2080 ISO40 MODULARE 63 H50	32	63	50
550VL050	50	DIN2080 ISO50 MODULARE 50 H27	27	50	27
550VL063	50	DIN2080 ISO50 MODULARE 63 H27	32	63	27
550VL080	50	DIN2080 ISO50 MODULARE 80 H27	32	80	27
550VL150	50	DIN2080 ISO50 MODULARE 50 H50	27	50	50
550VL163	50	DIN2080 ISO50 MODULARE 63 H50	32	63	50
550VL180	50	DIN2080 ISO50 MODULARE 80 H50	32	80	50

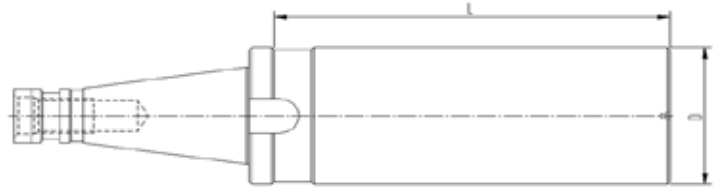
COMPONENTI - SPARE PARTS - PIECES DETACHEES - ERSATZTEILE

Diam.	Vite	Q.tà	Ghiera Interna	Q.tà
				
	1		2	
50	111604011	1	122502007	1
63	112005012	1	123002408	1
80	112005012	1	123002408	1

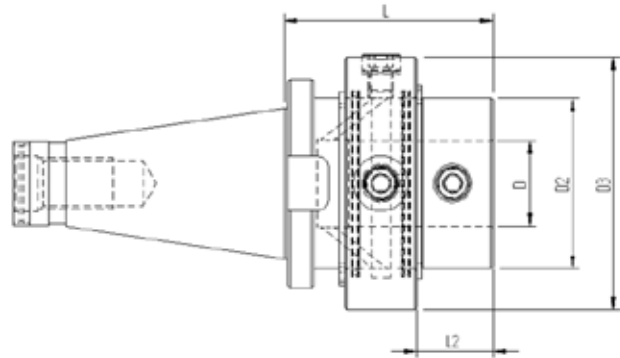

MANDRINI SEMILAVORATI A STELO TENERO
BLANK TOOLHOLDER WITH SOFT SHANK
BARRES D'ALEPAGE SEMI-FINIES
ROHLINGE MIT WEICHEM SCHAFT



DIN 2080

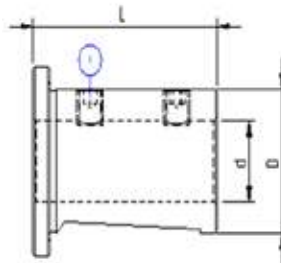


Codice	ISO	Descrizione	D	L
540ST263	40	ISO40 STELO TENERO D63x250	63	250
550ST397	50	ISO50 STELO TENERO D97x315	97	315



Codice	ISO	Descrizione	L	D	D2	D3	L2
540DRB40	40	ISO40 DIN2080 DISTRIB.ROTANTE D.40	100	40	80	118	35
550DRB40	50	ISO50 DIN2080 DISTRIB.ROTANTE D.40	100	40	80	118	36

ACCESSORI - ACCESSORIES - ACCESSIRES - ZUBEHOR



Codice	ISO	Descrizione	L	D	d
932RCD14	40	RIDUZIONE CILINDRICA D.32/14	55	32	14
932RCD16	40	RIDUZIONE CILINDRICA D.32/16	55	32	16
932RCD18	40	RIDUZIONE CILINDRICA D.32/18	55	32	18
932RCD20	40	RIDUZIONE CILINDRICA D.32/20	55	32	20
932RCD25	40	RIDUZIONE CILINDRICA D.32/25	55	32	25
940RCD16	50	RIDUZIONE CILINDRICA D.40/16	55	40	16
940RCD20	50	RIDUZIONE CILINDRICA D.40/20	55	40	20
940RCD25	50	RIDUZIONE CILINDRICA D.40/25	60	40	25
940RCD32	50	RIDUZIONE CILINDRICA D.40/32	65	40	32

LE BUSSOLE DA D32 VENGONO UTILIZZATE PER I DISTRIBUTORI CON CONO DIN69871 (TC) O MAS403BT

Tipo Cono	Ø	Grano	Q.tà
-----------	---	-------	------



ISO 40	14	100801004	2
	16	100801004	2
	18	100800804	2
	20	100800604	2
	25	100800604	2
ISO 50	16	100800604	1
	20	100800604	1
	25	100800604	1
	32	-	-



FIG. 1

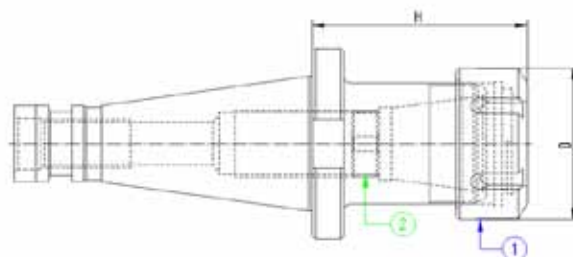
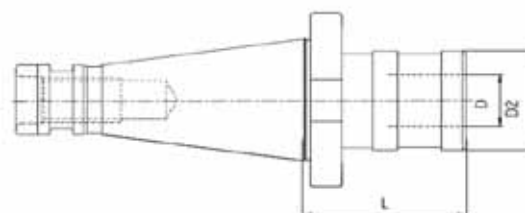


FIG. 2



Codice	ISO	Descrizione	FIG.	ER	D	H
530PP110	30	ISO30 DIN2080 P/P H42 ER16	1	16	32	42
530PP116	30	ISO30 DIN2080 P/P H42 ER25	1	25	42	42
530PP120	30	ISO30 DIN2080 P/P H50 ER32	1	32	50	50

Codice	ISO	Descrizione	FIG.	D	D2	L
530PCRM1	30	ISO30 DIN2080 PORTAM./C/R H50 GR.1	2	19	36	50

Possibilità di realizzare altri mandrini ISO30 su richiesta